

Digitized by the Internet Archive  
in 2010 with funding from  
Lyrasis Members and Sloan Foundation

<http://www.archive.org/details/sixyearcapitalim37mary>

*Six* - year

Capital  
Improvement  
Program

*for*

MARYLAND

REVISED



1943

MARYLAND STATE PLANNING COMMISSION  
AND  
DEPARTMENT OF BUDGET & PROCUREMENT

JANUARY - 1943

LIBRARY—COLLEGE PARK





SIX-YEAR CAPITAL IMPROVEMENT PROGRAM

FOR

MARYLAND

REVISED - 1943

Prepared by

Thomas F. <sup>ott</sup> Hubbard, Consultant

Assisted by the Consulting Staff  
of  
The National Resources Planning Board

for

THE MARYLAND STATE PLANNING COMMISSION

and

THE DEPARTMENT OF BUDGET AND PROCUREMENT

---

Published Jointly

January 1943

---

Maryland State Planning Commission Publication No. 37

For Sale by the

Maryland State Planning Commission

Latrobe Hall, The Johns Hopkins University

Baltimore, Maryland- - - - - Price 25 cents

Mar 1945  
No.  
107

No. 3740  
70000

MAR 19 1945 G.L. S.

MARYLAND STATE PLANNING COMMISSION

Abel Wolman, Chairman  
Member at Large

William L. Galvin  
Board of State Aid and Charities

Thomas B. Symons  
Member at Large

Robert H. Riley  
Director of Health

Ezra B. Whitman  
State Roads Commission

---

I. Alvin Pasarew, Director

---

DEPARTMENT OF BUDGET AND PROCUREMENT

Walter N. Kirkman, Director

James G. Rennie  
Chief of Budget Bureau

Eugene G. Connor  
Chief of Purchasing Bureau

Report Prepared by

Thomas F. Hubbard, Consultant

CONSULTING STAFF

James G. Rennie  
Chief of Budget Bureau  
Department of Budget and  
Procurement

Sidney T. Thomas  
Chief, State and Local Program Section  
National Resources Planning Board

I. Alvin Pasarew  
Director  
Maryland State Planning Commission

149756





January 18, 1943

Honorable Herbert R. O'Connor  
Governor of Maryland  
State of Maryland  
Annapolis, Maryland

Dear Governor O'Connor:

We take pleasure in transmitting herein the revised Six-Year Capital Improvement Program for Maryland as jointly prepared by the State Planning Commission and the Department of Budget and Procurement of the State of Maryland.

War activities and restrictions on manpower and materials have had their effect on this program. Improvements normally required and regarded as necessary have been reviewed and evaluated in terms of urgency of need, available manpower, critical materials, and desirability of deferring such improvements for post-war construction.

We recommend that all capital improvements be deferred for post-war construction. Such deferment will not seriously affect the health, welfare, or safety of inmates of institutions, employees, or people of the State.

The study of 1941 and its present revision have brought to light many interesting problems. The solution of these problems would result in more efficient administrative operation. The proposals are:

1. Consideration should be given to the appointment of committees or commissions of expert authority to study departmental programs and to establish long term departmental policies and programs.
2. The establishment at some central office of a system of recording and accounting of additions and improvements made



to the State capital plant in accordance with the authority for making these additions and improvements.

3. The establishment out of existing State surplus of a post-war construction reserve fund to meet anticipated accelerated construction programs following the war (provisions for this part of the program were covered in your budget message to the General Assembly under date of January 18, 1943).
4. The creation of a fund, preferably out of State surplus, to be used by the State to provide for the immediate preparation of detailed plans and specifications, and for the acquisition of the necessary land for projects to be built in the post-war period.
- \*5. Consideration be given to the creation of a Chief Engineer's Office as an adjunct to the Board of Public Works, to which should be assigned the responsibility for the supervision of building construction on State financed projects.

Included in this report is a program submitted by the State-wide Highway Planning Survey which contains five of the twenty year total recommended program submitted to the State Roads Commission for its consideration. This program includes many major improvements to the State's highway system. The principal inclusions are the new Baltimore to Washington Parkway and the Washington to Annapolis Parkway.

The inclusion of the State-wide Highway Planning Survey's program in this report does not imply the Commission's approval of it. This program, when officially accepted by the State Roads Commission, is required by law

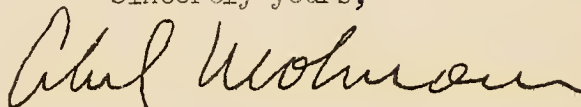





to be submitted to the State Planning Commission for necessary hearings and their recommendations to your office.

Your full cooperation in the development of this report is recorded.

Sincerely yours,

Handwritten signature of Abel Wolman in cursive script.

Abel Wolman, Chairman  
Maryland State Planning Commission

Handwritten signature of Walter N. Kirkman in cursive script.

Walter N. Kirkman, Director  
Department of Budget and Procurement

\*The Director of the Department of Budget and Procurement does not concur in this recommendation made by the Maryland State Planning Commission.



January 12, 1943

Dr. Abel Wolman  
Maryland State Planning Commission  
Mr. Walter N. Kirkman  
Department of Budget and Procurement

Dear Sirs:

I am transmitting herewith the Six-Year Capital Improvement Program, Revised 1943.

The procedure in the compilation of the program, as revised in 1943, differed but slightly from that used in the original study. The technique used at that time possessed no disadvantages which required changing that procedure.

As with the preceding report, each institution or agency submitted its programs on individual project sheets, the number of which prohibits their inclusion in this report. They will be kept on file at the office of the Maryland State Planning Commission and will be the source material to be used in future revisions.

These project sheets have been summarized and appear in this form in this report. A separate summary sheet is given for each agency.

In the preparation of the program report of 1941, the writer visited practically all of the institutions in order to acquaint the officials with the nature and purpose of the study. Gasoline rationing prohibited a repetition of this desirable procedure. This program has been compiled entirely through the medium of correspondence.

The cooperation extended by the institution and department heads and their understanding of the aims desired were most gratifying. The programs they have submitted, for the most part, show revisions, and additions which reflect changing needs and emphases. I wish to express





my appreciation of the fine way in which they have participated in this report.

Mr. Sidney T. Thomas of the National Resources Planning Board assisted, as in the previous report, with the financial analysis of the State. Mr. James G. Rennie was of great assistance with statistical detail. Mr. I. Alvin Pasarew, Director of the Maryland State Planning Commission, rendered invaluable assistance in the preparation and final editing of the report. I thank these men for their help.

I wish to emphasize the desirability of a continued biennial review, revision, and extension of the study. To attain the maximum value possible, the Six-Year Capital Improvement Program of Maryland must be brought up to date periodically.

Yours sincerely,

*Thomas F. Hubbard*  
Thomas F. Hubbard  
Consultant



## TABLE OF CONTENTS

	Page
Foreword. . . . .	1
Summary of Recommendations. . . . .	2
Financial Status of the State of Maryland - 1943. . . . .	3
Recommendations. . . . .	13
Six-Year Capital Improvement Program, Revised 1943. . . . .	14
Recommendations. . . . .	19
Summary of Reports Submitted by Institutions and Agencies . . .	33
Department of Mental Hygiene . . . . .	34
Spring Grove State Hospital . . . . .	35
Springfield State Hospital. . . . .	37
Crownsville State Hospital. . . . .	39
Eastern Shore State Hospital. . . . .	41
State Psychopathic Hospital (New) . . . . .	43
Rosewood State Training School . . . . .	44
Department of Correction . . . . .	46
Department of Education. . . . .	49
Cheltenham School for Boys . . . . .	51
Maryland Training School for Boys. . . . .	53
Maryland Training School for Colored Girls . . . . .	55
Montrose School for Girls . . . . .	57
Maryland State School for the Deaf . . . . .	60
Morgan State College . . . . .	62
St. Mary's Female Seminary - Junior College. . . . .	64
Maryland Tuberculosis Sanatoria. . . . .	65
Commissioner of Motor Vehicles . . . . .	68
Department of Maryland State Police. . . . .	70





TABLE OF CONTENTS (Continued)

	Page
Military Department . . . . .	72
Hall of Records Commission . . . . .	74
Board of Natural Resources . . . . .	76
Department of Research and Education . . . . .	77
State Department of Forestry . . . . .	79
Maryland State Game and Inland Fish Commission . . . . .	91
University of Maryland . . . . .	93
Department of Budget and Procurement . . . . .	97
State Department of Health . . . . .	99
Maryland State Roads Commission . . . . .	101
The Recommended Six-Year Capital Improvement Program . . . . .	108



## TABLE OF CONTENTS

### LIST OF FIGURES AND TABLES

FIGURES		Page
Figure 1	Sample Individual Project Report for Six-Year Capital Improvement Program Revised . . . . .	16
Figure 2.	Map showing Existing and Proposed Major Road Construction . . . . .	106
TABLES		
Table 1	Actual and Estimated Annual Receipts of the State of Maryland . . . . .	4
Table 2	Actual and Estimated Annual Disbursements of the State of Maryland . . . . .	5
Table 3	Tax Levy for State Loans Based Upon Assessments - State of Maryland - 1941 . . . . .	7
Table 4	Funded Debt of the State of Maryland - 1941 . . . . .	8
Table 5	Yearly Service Requirements on Bonded Indebtedness - State of Maryland - 1955 . . . . .	10
Table 6	Six-Year Capital Improvement Program, 1941 and 1943 . . . . .	20
Table 7	Estimated Revenue from Motor Vehicles, 1941 - 1945 . . . . .	102
Table 8	Estimated Cost of Modernization of State Highway System, 1941 - 1945 . . . . .	104
Table 9	Tabulation of Probable Major Road Construction, 1941 - 1945 . . . . .	107
Table 10	Recommended Six-Year Capital Improvement Program for Maryland - For the Six-Year period following the resumption of civil construction . . . . .	109



## FOREWORD

In 1941 the Maryland State Planning Commission published a Six-Year Capital Improvement Program for Maryland under the joint sponsorship of the Planning Commission and the Department of Budget and Procurement. The report consisted of an exhaustive analysis of the financial background, history, and policies of the State, and a compilation of projects submitted by the various State Agencies to meet their needs at that time, present and anticipated.

The financial study tabulated and discussed income and expenditures from 1924 to 1939; the State levy for loans; the changes in the State debt structure; and the yearly service requirements on the bonded indebtedness. The analysis concluded with recommendations designed to improve the financial picture for the State.

The compilation of projects was used by the Maryland State Planning Commission and the Director of the Department of Budget and Procurement to prepare jointly the "Six-Year Capital Improvement Program of 1941". The projects recommended were for three biennial periods. The first group designated as 'Urgent' was accepted by Governor O'Connor almost in its entirety and thus became the official recommendations of the Chief Executive to the General Assembly. The Senate Bill #67, which embodied the Governor's recommendations was passed essentially as submitted and became the authority for the issuance of bonds to meet the costs of the individual projects.




SIX-YEAR CAPITAL IMPROVEMENT PROGRAM FOR MARYLAND

Revised - 1943

SUMMARY OF RECOMMENDATIONS

1. Deferment of all capital improvements to a post-war period.
2. The appointment of committees or commissions of expert authority to study departmental programs and to establish long term departmental policies and programs.
3. The establishment at some central office of a system of recording and accounting of additions and improvements made to the State capital plant in accordance with the authority for making such additions and improvements.
4. The establishment, out of existing State surplus, of a post-war construction reserve fund to meet anticipated accelerated construction programs following the war (provisions for this part of the program were covered in your budget message to the General Assembly under date of January 18, 1943).
5. The creation of a fund, preferably out of State surplus, to be used by the State to provide for the immediate preparation of detailed plans and specifications, and for the acquisition of the necessary land for projects to be built in the post-war period.
- \*6. The creation of a Chief Engineer's Office as an adjunct to the Board of Public Works, to which should be assigned the responsibility for the supervision of building construction on State financed projects.
7. The adoption of the program as given in Table 10, page 109, as the official State Capital Improvement Program as of 1943.

\*The Director of the Department of Budget and Procurement does not concur in this recommendation made by the Maryland State Planning Commission.





FINANCIAL STATUS OF THE STATE OF MARYLAND - 1943

NATURE OF STUDY

In the Capital Improvement Program of 1941, an extensive analysis of the financial policies and history of the State was given. Since that time there has been no change in method of operation which would impair the significance of that study. The reader is referred to that document for details. This revised report does not propose to repeat this exhaustive study other than to bring the tables up to date and to include recommendations designed to meet future needs.

FINANCIAL CONDITIONS AS OF 1943

Table 1 gives the actual and estimated receipt of the State for the years 1938 to 1949. The years 1938 to 1942 are the actual receipts as given in the Comptroller's report. The amount for 1943 was estimated by State officials and recorded in the same report. The amounts for 1944 to 1949 were estimated by the author of this report. The estimates are thought to be conservative. As a matter of fact the estimates in the first report made for the years 1940 and 1941 proved to be several millions less than the actual receipts.

Table 2 shows the disbursement, both actual and estimated for the years 1938 to 1949. As in Table 1, the actual figures for the years 1938 to 1942 are taken from the Comptroller's report. The official budget allotment is given for 1943. The disbursements for the remaining years, 1944 to 1949 are estimated. The amounts charged against "General Funds" have been itemized. Because of their particular significance, debt charges and "Aid to the Needy for Relief" have also been listed. The remaining disbursements are given under general headings.

It is accepted that the forecast of receipts or expenditures of a six-year period as they may be modified by economic conditions may be subject to considerable error. The war has already had a twofold effect on the




TABLE 1

ACTUAL AND ESTIMATED ANNUAL RECEIPTS OF THE STATE OF MARYLAND FOR GENERAL FUND

	1938	1939	1940	1941	1942	1943	1944	1945	1946	1947	1948	1949
Tax from Collectors	34,095	109,371	38,068	18,600	70,793	50,000	90,000	100,000	110,000	120,000	130,000	140,000
Taxes from Corporations	2,013,551	1,961,691	1,978,316	1,144,101	2,312,698	3,559,000	2,400,000	2,400,000	2,400,000	2,000,000	2,000,000	2,000,000
Licenses	1,134,805	1,161,247	1,230,437	1,216,905	1,204,388	1,176,000	1,200,000	1,200,000	1,200,000	1,200,000	1,200,000	1,200,000
Tax on Admissions	---	---	253,912	265,756	275,549	250,000	250,000	250,000	250,000	250,000	250,000	250,000
Motor Vehicle Revenue	441,848	447,117	---	---	---	---	---	---	---	---	---	---
Motor Vehicle Titling Tax	---	---	1,197,767	1,773,225	734,618	150,000	500,000	700,000	900,000	1,000,000	1,200,000	1,400,000
Alcoholic Beverages Excise Tax	2,436,839	2,506,712	3,320,568	4,229,360	4,809,475	4,240,000	4,500,000	4,500,000	4,000,000	4,000,000	4,000,000	4,000,000
Tax on Beer	---	---	1,041,462	1,104,574	1,375,910	1,375,000	1,250,000	1,250,000	1,200,000	1,200,000	1,200,000	1,200,000
Gasoline Tax	1,362,152	1,344,883	---	---	---	---	---	---	---	---	---	---
Interest and Penalty	148,384	170,747	162,486	153,245	145,565	146,000	150,000	150,000	150,000	150,000	150,000	150,000
Fees, Fines, and Forfeitures	433,347	342,170	416,855	526,657	421,891	474,000	375,000	400,000	420,000	440,000	460,000	500,000
Inheritance Taxes	1,526,107	1,267,151	1,136,674	1,454,238	1,140,350	1,180,743	1,200,000	1,200,000	1,200,000	1,200,000	1,200,000	1,200,000
Tax on Recordation of Instruments in Writing	---	---	266,627	315,107	310,466	300,000	300,000	300,000	300,000	300,000	300,000	300,000
State Hospitals and Training Schools	978,229	1,055,668	1,055,519	1,411,247	1,163,993	1,179,000	1,200,000	1,250,000	1,300,000	1,350,000	1,400,000	1,450,000
State Departments	2,746,393	2,798,293	3,275,796	3,609,150	4,535,445	4,203,600	4,000,000	4,100,000	4,200,000	4,300,000	4,400,000	4,500,000
Miscellaneous	26,802	238,721	51,671	137,022	35,001	50,000	50,000	50,000	50,000	50,000	50,000	50,000
Transfers from other funds	2,961,163	3,068,883	381,400	---	---	---	---	---	---	---	---	---
Reversions from special funds	33,921	144,601	---	---	---	---	---	---	---	---	---	---
Income Tax	---	---	6,089,854	5,632,444	8,534,409	9,851,700	6,000,000	6,000,000	6,000,000	6,000,000	6,000,000	6,000,000
<b>TOTAL GENERAL FUND</b>	16,277,636	16,617,255	21,516,013	22,991,632	27,070,551	28,185,043	23,465,000	23,850,000	23,680,000	23,560,000	23,940,000	24,340,000
<b>TOTAL GENERAL FUND</b>	16,277,636	16,617,255	21,516,013	22,991,632	27,070,551	28,185,043	23,465,000	23,850,000	23,680,000	23,560,000	23,940,000	24,340,000
RELIEF TAXES	6,405,216	6,463,827	---	---	---	---	---	---	---	---	---	---
SPECIAL FUNDS	13,391,402	14,052,371	24,053,410	26,806,378	27,882,304	19,101,851	---	---	---	---	---	---
BOND ISSUES AND LOAN FUNDS	25,199,988	28,898,807	19,051,445	17,417,595	23,456,052	4,159,258	---	---	---	---	---	---
WORKING FUNDS AND TRANSIT ACCOUNT	106,668	35,295	176,305	35,605	83,820	---	---	---	---	---	---	---
<b>GRAND TOTAL</b>	61,380,910	66,067,555	64,797,173	67,251,210	78,492,727	51,446,151	23,465,000	23,850,000	23,680,000	23,560,000	23,940,000	24,340,000

TOTAL ANNUAL RECEIPTS OF THE STATE OF MARYLAND

This table has been compiled by an analysis of past records and projecting probable trends. It is not the work of either the Comptroller's office or the Budget Department, and has no official status as far as these agencies are concerned.

1/ Transferred to Special Funds  
 Source: "Statement A" in Cash Receipts into the State Treasury of Maryland during the various fiscal years. Annual Reports of the Comptroller of the Treasury.



TABLE 2  
ACTUAL AND ESTIMATED ANNUAL DISBURSEMENTS OF THE STATE OF MARYLAND FROM GENERAL FUND

	1938	1939	1940	1941	1942	1943	1944	1945	1946	1947	1948	1949
Legislative	6,533	270,373	7,895	249,684	24,246	264,428	10,000	10,000	10,000	10,000	10,000	10,000
Executive	139,430	1,72,713	120,292	163,605	90,266	88,919	150,000	150,000	150,000	150,000	150,000	150,000
Administrative	571,831	519,536	805,229	846,994	1,188,312	1,161,655	880,000	880,000	890,000	890,000	900,000	900,000
Judiciary	437,338	445,936	459,844	457,526	476,541	488,673	495,000	495,000	495,000	495,000	495,000	495,000
Protection, Parsons and Property	733,894	733,182	716,371	655,610	762,993	738,832	742,500	742,000	742,000	742,000	742,000	742,000
Promotion of Agriculture	296,192	248,451	292,606	276,237	68,644	74,815	171,000	171,000	171,000	171,000	171,000	171,000
Conservation, Health and Natural Resources	872,562	869,846	868,934	877,421	908,600	928,597	806,000	806,000	806,000	806,000	806,000	806,000
Maintenance of Hospitals	547,024	537,546	666,196	675,296	731,582	734,728	680,000	680,000	680,000	680,000	680,000	680,000
Maintenance of Feeble Minded	1,816,708	1,856,510	1,895,234	1,931,960	2,091,096	2,208,453	2,100,000	2,100,000	2,150,000	2,200,000	2,250,000	2,250,000
Maintenance Reform and Correction	1,016,634	1,037,317	1,039,218	1,034,515	1,274,181	1,322,851	1,300,000	1,300,000	1,350,000	1,400,000	1,450,000	1,450,000
Aid to Institutions	1,347,736	1,341,762	1,199,936	1,189,113	1,259,496	1,277,000	1,250,000	1,250,000	1,250,000	1,250,000	1,250,000	1,250,000
Education	7,410,239	7,089,347	7,423,554	7,847,191	8,730,036	9,163,644	8,600,000	8,600,000	8,800,000	8,800,000	9,000,000	9,200,000
Public Assistance	---	---	4,216,057	4,024,522	3,777,174	4,328,943	3,800,000	3,800,000	4,200,000	4,600,000	4,800,000	5,000,000
Miscellaneous	377,290	320,156	452,151	315,433	627,606	603,485	500,000	500,000	500,000	500,000	500,000	500,000
TOTAL GENERAL FUND	15,303,411	15,442,675	20,163,517	20,545,107	22,010,772	22,365,053	21,484,500	21,484,000	22,194,000	22,694,000	23,204,000	23,604,000
TOTAL ANNUAL DISBURSEMENTS OF THE STATE OF MARYLAND												
TOTAL GENERAL FUND	15,303,411	15,442,675	20,163,517	20,545,107	22,010,772	23,385,053	21,484,500	21,484,000	22,194,000	22,694,000	23,204,000	23,604,000
PRINCIPAL AND INTEREST ON DEBT	6,011,374	5,995,657	6,127,193	6,258,084	6,100,916	---	---	---	---	---	---	---
SPECIAL FUNDS	5,241,464	18,807,853	22,422,470	26,407,381	30,197,141	19,101,851	---	---	---	---	---	---
AID TO NEEDY FOR RELIEF	6,719,226	7,635,447	1/	---	---	---	---	---	---	---	---	---
BOND ISSUES AND LOAN FUNDS	25,863,970	20,873,344	11,793,508	10,309,824	15,915,470	5,880,588	---	---	---	---	---	---
WORKING FUNDS AND TRANSIT ACCOUNT	216,540	37,110	181,715	51,450	167,208	---	---	---	---	---	---	---
GRAND TOTAL	59,355,985	68,792,086	60,688,405	63,571,845	74,391,508	48,367,432	21,484,500	21,484,000	22,194,000	22,694,000	23,204,000	23,604,000

1/ Transferred to General Funds

Source: "Statement B" - Cash Disbursements from the State Treasury of Maryland during the various fiscal years. Annual Reports of the Comptroller of the Treasury.

This table has been compiled by an analysis of past records and projecting probable trends. It is not the work of either the Comptroller's office or the Budget Department, and has no official status as far as these agencies are concerned.

No attempt has been made to estimate income for other than General Funds.





expenditures of the State. First, the cost of "Aid to the Needy" has decreased and will probably continue to decrease as war production industries furnish increased employment; and second, the inability to secure priorities and materials prevents capital construction financed by new bond issues and hence results in a decrease in the carrying charges of the State debt as the latter is being retired annually.

This condition is a direct result of war and must be thought of as temporary in nature. The present absence of capital construction is really a postponement. Many projects which cannot be built now should be built as soon as possible. As a result there will probably be an abnormal demand for a few years. At the same time the State may face a stabilization or decrease of revenue.

Admittedly the State income and outgo will be affected to a considerable degree by the ebb and flow of changing business conditions. The periodical review, however, should permit all necessary readjustments.

Table 3 shows the trends in assessment on real estate and corporation securities together with the rate of taxation and the corresponding levies for a period of sixteen years. It is from this source that debt charges are met. The General Assembly of 1939 abolished the tax on securities giving up an income which in 1939 amounted to nearly a million dollars. The value of the real estate assessments continued to rise from the low of 1935 and now approaches the former all-time high of 1931. Every indication points to a continued rise in real estate assessments for the next few years. There has been no increase in the tax rate since 1939 in spite of the abolishing of the tax on securities. The loss of this revenue has been largely offset by the returns on the increase property values.

Table 4 shows the funded debt for Maryland from 1926 to 1941. In this period the net debt rose from 21.0 million in 1926 to 48.2 million in 1938 in what looked to be an alarming trend, since then, however, the trend has





TABLE 3

TAX LEVY FOR STATE LOANS BASED UPON ASSESSMENTS - STATE OF MARYLAND  
1926-1941

REAL ESTATE 1/ SECURITIES 1/

Year	Assessed Value of Real and Personal Property of the State Levy	Rate Cents Per \$100	Amount of Levy on Real Estate	Assessed Value of Securities for the State Levy	Amount of Levy - at 15 Cents on Each \$100	Total Assessed Value of the State Levy	Total Amount of State Levy	Total Composite Rate, Cents Per \$100
1926	\$2,063,201,692	27.37	\$5,647,147	\$417,642,682	\$575,464	\$2,480,844,374	\$6,222,611	25.1
1927	2,670,669,514	27.39	7,315,453	438,342,493	655,514	3,109,012,007	7,970,967	25.6
1928	2,218,646,302	25.64	5,688,609	496,225,559	744,338	2,714,871,861	6,432,947	23.7
1929	2,297,638,624	25.74	5,983,681	593,456,399	890,185	2,891,095,003	6,873,866	23.8
1930	2,423,926,287	25.00	6,059,816	592,988,619	889,483	3,016,914,906	6,949,299	23.0
1931	2,547,286,039	25.00	6,185,616	623,160,109	934,740	3,170,446,148	7,120,356	22.5
1932	2,386,817,621	25.00	5,989,154	539,245,865	809,449	2,926,063,486	6,798,603	23.2
1933	2,329,009,567	25.00	5,822,194	352,202,306	527,778	2,681,211,873	6,349,972	23.7
1934	2,209,553,615	22.00	4,861,018	366,034,024	549,051	2,575,587,638	5,410,070	21.0
1935	2,193,964,656	22.00	4,826,722	381,520,037	572,280	2,575,484,693	5,399,002	21.0
1936	2,216,642,904	22.00	4,876,619	412,406,506	618,610	2,629,049,410	5,495,229	20.9
1937	2,251,543,089	22.25	4,009,434	486,210,721	729,352	2,737,753,810	5,738,786	21.0
1938	2,309,338,735	23.01	5,313,717	581,535,987	872,340	2,890,874,722	6,186,058	21.4
1939	2,335,301,651	23.35	5,452,965	555,424,408	833,176	2,890,726,059	6,286,141	21.7
1940	2,437,891,638	23.35	5,692,214			2,437,891,638	5,692,214	23.35
1941	2,534,078,025	23.35	5,917,025			2,534,078,025	5,917,025	23.35

1/ Abolished by Act of General Assembly 1939  
Report of the COMPTROLLER OF THE TREASURY




TABLE 4

FUNDED DEBT OF THE STATE OF MARYLAND  
1926-1941

Year	Total Assessed Value of the State Levy	Total Amount of State Levy	Total Bonds Outstanding	Sinking Fund and Resources	Net Debt	Ratio of Net Debt to Total Assessed Valuation	Population	Debt Per Capita in Dollars
1926	\$2,480,844,374	\$6,222,611	\$33,578,881	\$12,587,403	\$20,991,478	0.0085	1,558,800	13.45
1927	3,109,012,007	7,970,967	32,375,881	10,087,610	22,288,271	0.0072	1,577,000	14.15
1928	2,714,871,861	6,432,947	28,321,880	5,490,600	23,831,280	0.0088	1,595,200	14.90
1929	2,891,095,033	6,873,866	30,149,000	4,309,378	25,839,622	0.0089	1,613,300	16.00
1930	3,016,914,906	6,949,299	32,975,000	3,267,087	29,707,913	0.0099	1,631,500	18.20
1931	3,170,446,148	7,120,356	31,917,000	2,281,205	29,635,796	0.0094	1,649,500	18.00
1932	2,926,063,486	6,798,603	35,412,000	1,500,000	33,912,000	0.0159	1,667,500	20.30
1933	2,681,211,873	6,349,972	40,300,000	1,500,000	38,800,000	0.0145	1,685,500	23.00
1934	2,575,537,638	5,410,070	43,637,000		43,637,000	0.0169	1,703,500	25.60
1935	2,575,484,693	5,399,002	45,708,000		45,708,000	0.0178	1,721,500	26.50
1936	2,629,049,410	5,495,229	45,125,000		45,125,000	0.0172	1,739,500	26.00
1937	2,737,753,810	5,738,786	46,412,000		46,412,000	0.0170	1,757,500	26.30
1938	2,890,874,722	6,186,058	48,247,000		48,247,000	0.0167	1,775,500	27.20
1939	2,890,726,059	6,286,141	46,163,000		46,163,000	0.0160	1,793,500	25.74
1940	2,437,891,638	5,692,214	44,166,000		44,166,000	0.0181	1,821,244	24.25
1941	2,534,078,025	5,917,025	40,197,000		40,197,000	0.0158	1,850,000	21.72

Report of the COMPTROLLER OF THE TREASURY



been reversed. The value of 40.2 million shown for 1941 has been further decreased since the net debt for 1942 in the Comptroller's Report now being printed is \$36,359,000. Based on an estimated population of 1,860,000 this is \$19.54 per capita which is a favorable reduction from the high of \$27.20.

Table 5 gives the annual costs from current receipts necessary to meet the debt charges. Both the actual annual payments on the principal and the interest on the debt are shown for the period from 1940 to 1935. The annual costs are given, based on the assumption that no more debts will be incurred. The bond issues for the years from 1940 to 1942 are also shown. For purpose of comparison this annual increase in the debt by bond issues is listed beside the decrease in the debt represented by payments in the principal.

#### ANALYSIS OF FINANCIAL CONDITIONS IN MARYLAND

In preparing this revision of the Capital Improvement Program, it became apparent that much time and effort could be saved if there were established at some central point a recording and accounting system for assembling data on additions to the State plant. In no one place is a record kept of such matters as costs of capital improvements, the dates of completion, etc., or indeed whether or not the State got what it authorized and paid for.

It is not intended to intimate that this information is unavailable among the records of the departments or agencies directly concerned. It is clear however that the over-all accumulation of such information is difficult under the present practices and would be a slow and expensive process. On the other hand, were a simple system instituted whereby each department or agency with any capital construction under way, would report periodically to some central agency on each project, giving progress disbursements, completion and total cost, the over-all accounting control of capital outlay and capital additions would be immensely improved. Under the present method it is doubtful if an accurate picture of State plant could be obtained without a state-wide survey or inventory.





TABLE 5

YEARLY SERVICE REQUIREMENTS ON BONDED INDEBTEDNESS - STATE OF MARYLAND  
1940-1955

Fiscal Year	Allocation of Bond Issues	Principal	Interest	Total	Fiscal Year
1940	\$ 2,543,000.00	\$ 4,540,000.00	\$1,576,921.00	\$ 6,116,921.00	1940
1941	700,000.00	4,828,000.00	1,430,084.00	6,258,084.00	1941
1942	1,172,000.00	4,845,000.00	1,252,654.00	6,097,654.00	1942
1943		4,800,000.00	1,069,214.00	5,869,214.00	1943
1944		4,636,000.00	898,360.00	5,534,360.00	1944
1945		4,316,000.00	733,040.00	5,049,040.00	1945
1946		3,929,000.00	585,459.00	4,514,459.00	1946
1947		3,926,000.00	455,219.00	4,381,219.00	1947
1948		3,404,000.00	331,091.00	3,735,091.00	1948
1949		2,797,000.00	226,913.00	3,023,913.00	1949
1950		2,308,000.00	154,775.00	2,462,775.00	1950
1951		1,791,000.00	97,041.00	1,888,041.00	1951
1952		1,507,000.00	57,803.00	1,564,803.00	1952
1953		1,042,000.00	27,715.00	1,069,715.00	1953
1954		513,000.00	11,343.00	524,343.00	1954
1955		309,000.00	4,073.00	313,073.00	1955
	\$ 4,415,000.00	\$49,491,000.00	\$8,911,705.00	\$58,402,705.00	





An extremely valuable function of accounting should be financial reporting. Frequently with little or no alteration of existing accounting practice it is possible to accumulate and present data in such a way as to facilitate its use in either judging trends or determining future policies.

Estimating accurately future income and outgo is difficult under the best of circumstances. Today, with our peacetime operations shifting rapidly to a total war economy it is all but impossible to predict the fiscal impact on the coming years. Some important changes are already apparent. Gasoline tax collections are sharply lower and such revenues are a substantial portion of State income. In the war years ahead it is likely that additional sources will be similarly affected.

On the other hand, since the 1941 report was issued, a much larger total of State debt has been retired than has been issued, with the resulting salutary effect on carrying charges. The present virtual inability to construct additional State plant will accentuate this trend. Various compensatory savings seem likely. The relief load should lessen as should also a variety of minor costs when the full force of military demands is felt throughout the staff. As time passes other war generated conditions will continue to add their quota to the distortion of peacetime financial operations.

Much apparent excess State income is the product of deferred maintenance. The present outlook indicates a gathering momentum in this direction. The aggregate of this deficiency is a deferred liability against the future and must be met if the State plant is to continue adequately to serve its purpose.

At this time it would be well to pause and take stock. On the one hand, the State is in the fortunate position of having a substantial surplus and a lowered debt; and on the other, the future is highly uncertain. Millions of men and women have been taken from peacetime occupations and normal residence and are now in the armed forces or are making the munitions of war. Great plants have been diverted from the manufacture of automobiles



and typewriters and freight cars and have been completely retooled to make planes and tanks. Enormous expansions have taken place in capacity and vast new war structures dot the countryside.

When the war ends the reverse process will begin. Peacetime jobs must be found for demobilized soldiers and war-workers. Many plants - new and old alike - must be reconverted to peacetime production. The technological gains made under the spur of war will create whole new industries but again there will be the time lag while the factories are made ready. And in the meantime both private industry and government must be prepared to take up the slack. This transition period can be very trying and the State will need all the wisdom and all the resources at her command. This need filters down to the smallest community within her borders. It would be wise in these times of relative prosperity to prepare now for the testing days that lie ahead. Assuming the best of demobilization procedures, reconversion consumes time. The demands on State and city and county funds to bridge this period may be great. One thing is known. In the case of the State the surplus exists now. Later the opportunity may have disappeared. Moreover after the war, tax collections may be difficult and the wisdom of rate increases doubtful. Post-war reserves initiated and maintained by the State and permitted to the political subdivisions would help cushion the coming shock.

Studies made of past public works programs - regardless of size or origin - demonstrate clearly a considerable time interval between the point at which funds become available and the date of the beginning of actual construction. Much of this lag can be ascribed to the need to prepare detailed plans and specifications, to resolve legal difficulties and to acquire land. In order to avoid this delay when labor and materials are again plentiful it would seem wise to accomplish this pre-construction phase now. The technical personnel necessary to prepare the way for actual work opportunities are becoming increasingly available. As the peak of the war construction passes,



such trained men will be obtainable in even greater numbers. Those State projects to which have been assigned high priority ratings should be brought forward to the stage where contracts may be let whenever it becomes desirable. In this way it is possible not only to avoid time consuming delays but to profit by the advantages of unhurried planning. To some extent the fact of an emergency is an admission of lack of preparation.

There is a trend toward utilization of this period before peace comes to get ready for post-war problems. Some of our larger states and cities have already appropriated the necessary funds, and are busily engaged now in putting their respective houses in order. Regardless of what conditions follow the war, the cost of readiness is a small price to pay in comparison with the values at stake and the dividends of preparedness may be immense.

#### RECOMMENDATIONS

The following specific recommendations may be summarized from the preceding analysis.

1. A recording and accounting system at some central point for assembling data on additions to the State plant should be established.
2. Some of the existing surplus in the State should be set aside as a Post-war Reserve Fund to meet the anticipated accelerated spending for construction which will follow the war. 1/
3. Some of the existing surplus should be used in the preparation of detailed plans and specifications and the securing of land in preparation for the period of greater construction.

---

1/ This need was recognized by the Governor in his budget message to the General Assembly on January 18, 1943.





## SIX-YEAR CAPITAL IMPROVEMENT PROGRAM

Revised - 1943

### Review of 1941 Program

In table 6, the complete program as submitted in 1941 is summarized, together with the recommendations of the Department of Budget and Procurement and the Maryland State Planning Commission; the items authorized by Senate Bill #67, the time and amount of issuance of bonds and their distribution among the State Agencies. The final action on each approved project is also included.


Then this tabulation for 1941 is studied certain things are apparent. The program recommended for 1941 by the Maryland State Planning Commission and the Director of the Department of Budget and Procurement, when compared to the total submitted is rather modest. This was in keeping with the recommendation by the Planning Commission that the State keep capital construction at a minimum to avoid rising prices and competition with war industries for labor and materials. Subsequently, the lack of required priorities forced a further decrease in the actual program undertaken. The amount of bonds authorized in the Senate Bill #67 has not been entirely issued and a number of projects approved and authorized in the General Assembly have been postponed until more favorable conditions make their completion possible.

In a few cases there have been substitutions, with the approval of the Board of Public Works, of projects in lieu of those authorized by the General Assembly.

### The Program Submitted for 1943

This report is a Revised Six-Year Capital Improvement Program which is an outgrowth and development of the original study.

The Director of each State agency was furnished a duplicate set of his 1941 individual project sheets, which he had submitted to the Planning





Commission and the Department of Budget and Procurement for the 1941 report. The Director was requested to mark on these individual 1941 project sheets the 1943 status of each project. Blank forms, a copy of which is shown on page 16, were enclosed to provide for new projects not previously submitted. A complete revision of project priorities was requested. In many cases the wisdom of this biennial review was demonstrated. For example, the housing accommodations for employees at several institutions recommended as 'Desirable' two years ago have since become quite 'Urgent' to these institutions seeking to retain their staffs. The relative importance or need of many projects has changed in the two years.

Each agency was requested to list projects which it deemed as urgently needed, without which the safety, health and welfare of the inmates, employees, or people of the State would be seriously impaired. It is interesting to note that without requiring immediate capital construction all institutions or agencies are able to operate adequately and essential State functions will not be jeopardized.

All department heads were aware of the difficulty of securing equipment and materials for construction. Several institutions with approval to proceed with projects and with necessary funds available found that the lack of priorities or the inability of manufacturers to make delivery prevented even beginning the project. In view of such conditions the request to re-submit a revised program might have seemed rather pointless. It is a tribute to the far-sightedness of the directors that, in spite of the probability that little if any construction would be possible, they reviewed and revised the programs for their institutions.

As in the report of 1941 each Department submitted individual project sheets. These are so numerous that their inclusion in this document is prohibitive. The information contained on these forms permits a better under-



SIX-YEAR CAPITAL IMPROVEMENT PROGRAM

INDIVIDUAL PROJECT REPORT

1. Department..... Date.....

2. Reporting Unit.....

3. Project Name and Description (Size and character of structure and equipment or nature of improvement).....

(Expand on separate sheet if necessary)

4. Location.....

5. Need for Project.....

(Expand on separate sheet if necessary)

6. Estimated Cost Basis of Estimate.....

Land .....\$

Construction .....\$

Equipment .....\$

Other .....\$

Total .....\$

Estimate Prepared By.....

Title .....

7. Estimate Increase/Decrease in Annual Operating Budget Due to Project

Maintenance .....\$

Operation .....\$

Staff .....\$

Total .....\$

9. Status of Existing Facilities for Project

I = Insufficient

S = Satisfactory

R = Reserve Available

Water Supply.....

Sewerage Disposal.....

Heat .....

Power .....

Equipment .....

Roads .....

Services .....

10. Status of Plans (Indicate by checking)

Preliminary Estimate.....

Survey Begun.....

Survey Completed.....

Prelim. Plans in Preparation.....

Prelim. Plans Completed.....

Detail Plans in Preparation.....

Detail Plans Completed.....

Specifications Completed.....

Land Acquired.....

11. What Agencies, Federal, State or Local, Are Associated or Concerned With This Project?.....

12. Which of These Agencies Have Reviewed (R) or Approved (A) This Project?.....

13. Reporting Unit Priority: By Number.....  By Group: Urgent.....  Desirable.....  Deferrable.....

Submitted By.....

Title.....

SAMPLE FORM



standing of the project and where it might best fit into a State program. In their stead a departmental summary sheet has been included in this report for each department. From the individual project sheets a State program has been compiled.

The projects listed in Table 6, in the 1943 column, constitute the revised programs as submitted by the State agencies. From these projects and supporting data the State Planning Commission and Director of Budget and Procurement have once more prepared a recommended program for the State. This is shown in Table 10.

The program, as in the previous report, is divided into three groups again listed as 'Urgent', 'Desirable', and 'Deferrable'. This time, however, the recommendations are not for specific years. Recognizing that capital construction can be resumed only after the war has ceased the projects listed as 'Urgent' are recommended for the first two years following the war when construction is possible. The recommendations for the succeeding four years are less significant as they will be subject to revision before being given final consideration.

No attempt has been made to criticize the projects submitted. Those which are recommended for the first period of construction are of such obvious need that the State Planning Commission and the Director of Budget and Procurement had no difficulty in their selections. However, when the complete program is studied one fact becomes apparent. Before the entire program can be evaluated it is necessary that the present and projected functions, objectives, and scope of operation of each Department be clearly established. This will require an exhaustive study of each State agency by well qualified authorities. This is no simple task. There is a merging of interests and functions between many of the Departments. No single departmental study can disregard the effect of its recommendation on other departments. A coordination of function and program of all State agencies is essential to a single





overall State Program. The Planning Commission feels that the time has arrived when the entire State operation should be studied by departments in order to establish the standards and objectives by which the functioning of the institution may be measured.


The Commission recommends that such studies be made. Either of two methods may be used. One method would be the appointment of committees consisting of well qualified authorities in the field being studied, the Director operating the Department, and the Directors of the agencies most closely associated with the one to be studied. Such a committee should be able to determine what should be the future program for the department. The second method would be by the selection of one, or more, qualified persons to study the problem. In either case the studies would recognize the need of accepting standards of size, function, and objectives; establishing what is necessary to achieve these requirements and the sequence by which the desired results would be attained.

The result of these studies would be far-reaching. Properly integrated they would constitute a program that would include all phases of the operation of the State agencies. Once approved by the Governor and the General Assembly, with the principle of periodical review accepted, this program would be the guide for all appropriations either for operating or capital improvement.

It is recognized that each Director is aware of this need and that each has done what he could to meet it. However, a more comprehensive study by competent authorities would assist materially in helping each department arrive at a comprehensive and well coordinated program.

In 1935 the office of State Engineer was created by act of the General Assembly. The law was repealed in 1939. The State Planning Commission feels that some thought should be directed toward the re-creation of this office. The duties should be less restricted than in the act of 1935 and





approach more nearly the function of the Chief Engineer of Baltimore City with emphasis on the supervision of all building maintenance and construction financed from the State Treasury. It is recommended that this office be an adjunct to the Department of Public Works. A centralization of direction and control in this important field would make for greater efficiency and uniformity in construction work. While not recommending a specific law creating and defining the duties of such an office, the Commission does recommend to the Governor and General Assembly that the suggestion be given prompt consideration.

In the interim before the studies suggested above can be made, the State Planning Commission and the Director of Budget and Procurement recommended the Capital Construction Program for Maryland as it is given in Table 10.

#### RECOMMENDATIONS

The following specific recommendations may be summarized from the preceding analysis.

1. The entire State operation and organization should be studied in order to establish the standards and objectives by which the departments should be governed.
2. Consideration should be given to the creation of a Chief Engineer's office, which would be responsible for the building construction in the State.
3. The program as given in Table 10, page 109, should be adopted as the official Capital Improvement Program as of 1943.




TABLE 6

SIX-YEAR CAPITAL IMPROVEMENT PROGRAM  
AS SUBMITTED BY STATE AGENCIES

1943 Program Institutional Priorities	Department	1944 Program Institutional Priorities	Recommendation	Approved by 1941 Chap. 854 Bond Issue Bill	Bonds Authorized and Issued (* Indicated bond issued)	Remarks
457,200.00 1A	Department of Mental Hygiene Spring Grove State Hospital	381,000.00 1A 13,000.00 2A 127,000.00 3A 22,550.00 4A 1,600.00 5B 12,000.00 6A 10,000.00 7A 100,000.00 8A 92,000.00 9C 220,000.00 10A 16,000.00 11A 185,000.00 12A 24,000.00 13A 6,000.00 14A 24,000.00 15B 517,000.00 16B 6,000.00 17A 50,000.00 18A	\$ 380,000.00 14,000.00 10,000.00	\$ 380,000.00 <sup>2</sup> 14,000.00 10,000.00	\$ 144,000.00* 154,000.00* 120,000.00*	Impossible to get bidders. Half of project accomplished, cost \$6,000.00. Contract let July 1940 - Incomplete. Impossible to get material. Impossible to get material. Impossible to get material. Funds transferred from above.
66,000.00 1A 36,000.00 2A 18,000.00 3A	Department of Mental Hygiene Springfield State Hospital	66,000.00 1A 120,000.00 2A 35,000.00 3A 18,000.00 4A 10,000.00 5A 59,000.00 6A 10,000.00 7A 150,000.00 8A 30,000.00 9A 150,000.00 10A 115,000.00 11A 225,000.00 12A 16,000.00 13A 22,000.00 14A 4,800.00 15A 20,000.00 16B	\$ 12,000.00 25,000.00 10,000.00 35,000.00 10,000.00	\$ 12,000.00 25,000.00 10,000.00 35,000.00 10,000.00	65,000.00* 27,000.00*	Appropriated but not expended. Spent \$12,000 - Balance on hand \$13,000. Completed Appropriated - Funds diverted
330,000.00 1A 211,000.00 2A 151,000.00 3A 111,250.00 12C 35,000.00 14A	Department of Mental Hygiene Crowsville State Hospital	330,000.00 1A 211,000.00 2A 151,000.00 3A 111,250.00 4B 35,000.00 5A	\$ 330,000.00 211,000.00 151,000.00 111,250.00 35,000.00	\$ 330,000.00 211,000.00 151,000.00 111,250.00 35,000.00	26,000.00*	

1/ Recommended by Maryland State Planning Commission, Director of Budget and Procurement to the Governor and the General Assembly of 1941.

2/ Funds transferred as follows - \$127,125 for cottages for disturbed women  
250,000 for construction of 12 employee cottages and cafeteria building.



TABLE 6

SIX-YEAR CAPITAL IMPROVEMENT PROGRAM  
AS SUBMITTED BY STATE AGENCIES

(continued)

1943 Program Institutional Priorities	Department	1942 Program Institutional Priorities	Recommendation/ \$	Approved by 1941 Chap. 854 Bond Issue Hill \$	Bonds Authorized and Issued (* Indicated bond issued)			Remarks
					July 1, 1941	January 1, 1942	July 1, 1942	
	Department of Mental Hygiene <u>Crowsville State Hospital (continued)</u>							
\$		\$	\$	\$	\$	\$		
88,550.00 5A	Nurses' home - 55 rooms	88,550.00 6A						
84,700.00 6A	Attendants' home - 70 rooms	84,700.00 7A						
16,000.00 7A	Cow Barn and Silo - 30 cows	3,000.00 8A	3,000.00				Completed.	
5,000.00 13C	Poultry House - 2,000 capacity	5,000.00 9A					Completed.	
5,000.00 8A	Tobacco Barn - Potato cellar	5,000.00 10C						
	Faint House	5,000.00 11A						
	Hydrotherapy equipment	6,500.00 12A	6,500.00				Completed.	
8,250.00 10B	Garages and parking space	8,250.00 13A						
50,000.00 11B	Recreation building	50,000.00 14B						
9,000.00 9A	Roads, 3,000 ft. macadam	9,000.00 15A	10,000.00					
	Milk pasteurization plant	10,000.00 16A						
	Frame cottages, three, for married physicians							
22,500.00 14C	Physicians							
150,000.00 13C	Frame cottages, two, 50 nurses each Forch Grill <sup>1/</sup>		6,500.00	6,500.00 <sup>2/</sup>			Not included in 1941 Program.	
	Department of Mental Hygiene <u>Eastern Shore State Hospital</u>							
20,000.00 7A	Two deep well pumps	6,500.00 1A	6,100.00			12,000.00*	25,000.00	
	Laundry Improvements	20,000.00 2A						
	Automatic stokers or oil burner	18,000.00 3A	17,000.00				Material unobtainable.	
	New Autopsy room and equipment	2,000.00 4A	2,000.00				Material unobtainable.	
	Repairs and extension of sea wall	6,000.00 5A	6,000.00				Material unobtainable.	
	Removal of steam and water pipes	7,500.00 6A	7,000.00				Rock jetties can be built.	
	Construction of sanitary sewers	1,900.00 7A	1,900.00				Material unobtainable.	
35,000.00 8C	Replacement of plumbing	10,000.00 8A	10,000.00				Pipe unobtainable.	
26,500.00 1A	Replace and increase electrical plant	35,000.00 9A					Fixtures and pipe unobtainable.	
	Additional land	26,500.00 10A						
	Increased dairy facilities and install pasteurizer	17,000.00 11A						
17,000.00 2A	Convert farm shed to horse barn	400.00 12A					Building completed \$500.00	
400.00 9A	New farm machine shed	800.00 13A						
800.00 10B	Construction assembly hall-gymnasium	128,300.00 14A						
128,300.00 13A	Construction houses for two bulls	1,950.00 15B						
1,950.00 11B	Building and lockers for bath and locker house	800.00 16A						
800.00 6A	New cannery and equipment	5,000.00 17B						
5,000.00 5A	Building for 80 alcoholic patients	100,000.00 18B						
100,000.00 4A	Rearrangement of employees quarters for 50 patients							
40,000.00 12C	Construction of frame cottages for 30 employees					35,000.00*	50,000.00*	
	Rosewood State Training School						23,000.00* (135,000.00)	
399,600.00 1A	Laundry equipment	55,000.00 1A	50,000.00				Completed.	
25,000.00 2A	Milk pasteurization plant and building	15,000.00 2A	10,000.00					
360,000.00 3A	Farm colony	399,600.00 3A						
	Superintendent's residence	25,000.00 4A						
	Modernizing 4 existing dormitories	360,000.00 5A						
	Equipment	18,500.00 6A	20,000.00					
151,900.00 4A	Outside utilities	163,900.00 7A	12,000.00				One completed.	
387,000.00 5A	Dormitory buildings (4)	515,000.00 8B	128,000.00					
500,000.00 6B	School building and auditorium	500,000.00 9B						
257,000.00 7B	Dormitory buildings (2)	257,000.00 10B						
2,000.00 8B	Equipment water filtration plant	2,000.00 11B						

1/ Recommended by Maryland State Planning Commission, Director of Budget and Procurement  
to the Governor and the General Assembly of 1941.

2/ This project was not listed in the 1941 program.





TABLE 6  
SIX-YEAR CAPITAL IMPROVEMENT PROGRAM  
AS SUBMITTED BY STATE AGENCIES  
(continued)

1943 Program Institutional Priorities	Department	1944 Program Institutional Priorities	Recommendation <sup>1/</sup>	Approved by 1941 Chap. 854 Bond Issue Bill	Bonds Authorized and Issued (* Indicated bond issued) July 1, 1941 January 1, 1942 July 1, 1942	Remarks
\$		\$	\$	\$	\$	
19,500.00 1A	Department of Correction <u>Maryland House of Correction</u>	19,500.00 1A			\$ 15,000.00*	
12,500.00 2A	Additions and improvements to farm facilities	27,500.00 2A	10,000.00 <sup>2/</sup> 5,000.00 <sup>3/</sup>	\$ 5,000.00		Money appropriated. Priorities needed. Money appropriated. Priorities needed.
30,000.00 3A	Improvement main institutional group	30,000.00 3A				
20,000.00 4A	Houses for employees	20,000.00 4A				
	Warehouse	11,000.00 5A	3,000.00 <sup>4/</sup> 7,000.00 <sup>5/</sup>	20,000.00		Money appropriated. Equipment unavailable. The \$20,000.00 includes the \$10,000 for lock repairs. Completed.
10,000.00 5A	Control Dorsey Run, reclamation of land	10,000.00 6A		10,000.00		
23,000.00 6A	Purchase of additional land 660 acres	23,000.00 7A				
75,000.00 7B	Conversion of present plant DC to AC	75,000.00 8A				
	Department of Correction <u>Maryland State Penal Farm</u>				\$ 50,000.00*	Construction and equipment completed
45,000.00 1A	Construction and equipment to complete institution	50,000.00 1A	75,000.00			
20,000.00 2A	Furnishings for new institution	45,000.00 2A				
50,000.00 3A	Machine and automobile shops	20,000.00 3A				
30,000.00 4A	Equipment for industries for new institution	50,000.00 4A				
	Houses for employees	30,000.00 5A				
	Piggery, slaughter house, hennerly	20,000.00 6A				
	Additional farm land	50,000.00 7A				
	Department of Education <u>Towson State Teachers' College</u>				51,000.00*	
5,500.00 1A	Gymnasium building	150,000.00 1A	51,000.00	51,000.00		\$100,000.00 available. Nearing completion.
36,000.00 6C	Alterations and additions to present building	5,500.00 2A				
200,000.00 7C	Alterations to elementary school Library building and equipment	36,000.00 7C				
	Department of Education <u>Frostburg State Teachers' College</u>					
175,000.00 4A	Alteration and additions to State Teachers' College	275,000.00 3A			5,000.00*	
	Department of Education <u>Salisbury State Teachers' College</u>					
25,000.00 5B	Alterations and additions to State Teachers' College	25,000.00 5B	5,000.00	5,000.00		\$11,000.00 already available already avail- able prior to 1941. Priorities cause post- ponement.
11,000.00 3A	Department of Education <u>Bowie State Teachers' College</u>	15,000.00 4A	15,000.00	15,000.00	5,000.00* 5/ 25,000*	\$11,000.00 additional needed, \$15,000.00 part completed. Bonds to be sold.
	Gymnasium building	10,600.00 6B	10,000.00	10,000.00		
	Water system					

1/ Recommended by Maryland State Planning Commission, Director of Budget and Procurement  
to the Governor and the General Assembly of 1941.  
2/ Lock repairs.  
3/ Water supply.  
4/ Equipment for hospital.  
5/ Equipment for laundry.  
6/ Appropriated for library equipment.



TABLE 6  
SIX-YEAR CAPITAL IMPROVEMENT PROGRAM  
AS SUBMITTED BY STATE AGENCIES

1943 Program Institutional Priorities	Department	1941 Program Institutional Priorities	Recommendation <sup>1/</sup>	Approved by 1941 Chap. 854 Bond Issue Bill	Bonds Authorized and Issued (*Indicated bond issued)	Remarks
\$	Cheltenham School for Boys	\$	\$	\$	\$ 40,000.00*	
2A	Educational Group Academic school building and equipment Auto shop and garment cleaning and repairing building and equipment Auditorium annex and equipment Vocational building and equipment Addition to power house and equipment Tunnel to school and shops Sanitary sewer system Storm sewer system Water supply system Steam distribution system Electrical distribution system Roads	328,600.00	70,000.00 40,000.00	95,000.00 40,000.00	(50,000.00)* 115,000.00	
1A	Housing Group Construction of 2 new cottages Remodeling 2 existing cottages Alterations to present administration building	309,600.00	70,000.00 <sup>2/</sup>	70,000.00	(11,000.00)* 70,000.00	
1A	Housing Group Men's Dormitory, 16 rooms Apartments, 12 3-room units Residences, 6 5-room units Residence for superintendent Cottages remodeling 4 Service supplementary					
2A	Educational Group Academic Building Vocational Building Auto shop Garment cleaning shop Repairing building and equipment Auditorium annex and equipment	750.00 4,200.00 1,477.00	10,000.00 <sup>3/</sup>	10,000.00 <sup>3/</sup>	10,000.00*	Funds available, priority needed. Funds available, priority needed. Funds available, equipment unobtainable Funds available, priorities required. Postponed. Reduced repairs. Program now planned.
3A	Agricultural Buildings Farm Building Greenhouse				115,000.00	
2A	Maryland Training School for Boys Hot water tank at boiler house Overhaul and modernize refrigerating plant Replacing coal ranges with electric ranges Triplex gear drive vertical pump with motor Repair power plant stack and lightening rods Retubing boilers at power plant Resurfacing and repairing meadow roads	750.00 4,200.00 1,477.00 7,500.00 1,540.00 900.00 1,500.00	10,000.00 <sup>3/</sup>	10,000.00 <sup>3/</sup>		
3A						
4A						

<sup>1/</sup> Recommended by Maryland State Planning Commission, Director of Budget and Procurement to the Governor and the General Assembly of 1941  
<sup>2/</sup> This figure represents amount for 1 cottage  
<sup>3/</sup> Amount recommended to cover Nos. 1A, 4A, and 5A.



TABLE 6

SIX-YEAR CAPITAL IMPROVEMENT PROGRAM  
AS SUBMITTED BY STATE AGENCIES  
(continued)

1943 Program Institutional Priorities	Department	1944 Program Institutional Priorities	Recommendations/	Approved by 1941 Chap. 854 Bond Issue Bill	Bonds Authorized and Issued (* Indicated bond issued)	Remarks
\$		\$	\$	\$	July 1, 1941 January 1, 1942 July 1, 1942	
	<u>Maryland Training School for Boys (Continued)</u>					
	Construction of cottage and school	8A	115,000.00	115,000.00		Work authorized, bonds not sold.
5A	Construction of cottage and school	9B				
6B	Sewage disposal plan.	10B				
7B	Fainting water tank	11B				
8C	Hospital - construction and equipment	12C				
9C	Gymnasium and chapel, construction and equipment	13C				
	<u>Maryland Training School for Colored Girls</u>					
	Completion of administration building and furnishing necessary equipment	1A	50,000.00	50,000.00		Funds appropriated - work held up due to war.
1A	Gravity sewerage system to connect to Glen Burnie System	2A	10,000.00	10,000.00		A temporary system has been installed.
2B	Farm center group of buildings	3A				
3B	Cottage for maternity cases	4B				
4B	Cottage for inmates, 50 persons	5B				
5C	Cottage for inmates, 50 persons	6C				
6C	Fencing property	7C				
7C	Central heating plant and distributing system	8C				
8C	Railroad siding from Glen Burnie	9C				
	<u>Montrose School for Girls</u>					
	School and Housing Group					
1A	Addition to school building and equipment	1A	20,700.00			
2A	Dormitory and equipment (28 girls)	2A	80,200.00			
3B	Superintendent's residence	3A	23,500.00			
	Renovation - "Wilson" cottages	4A	7,100.00	7,000.00		Completed. \$270.00 spent on repairs. \$79.20 spent on repairs.
	Engineer's house	5A	9,500.00			
	Addition to chauffeur's house	6A	3,000.00			
4A	Equipment for vocational building	7A	15,500.00	15,000.00		Completed.
	Kitchen and dining room	8A	2,000.00	2,000.00		Completed.
	Hot water heater, stoker, household furniture, coal truck, station wagon, slicing machinery	9A	6,000.00			Hot water heater installed.
	Farm equipment, milking machine, cooling system, separator, hay loader	10A	1,000.00			Completed.
5A	Miscellaneous Construction	11A	15,000.00			Constructed, extent of \$349.00.
	Roads	12A	1,000.00			Completed.
	Sidewalks	13A	400.00			
10A	Fencing - vocational building	14A	450.00			
6A	Drying bed - disposal plant	15A	5,500.00			
17A	Outdoor swimming pool	16A	1,200.00			
	Vegetable cellar	17A	1,900.00			
	Cold storage plant	18A	3,800.00			
	General sewerage system	19A	1,100.00			
	General fencing	20A	7,500.00			
	Replacing electric wire					

1/ Recommended by Maryland State Planning Commission, Director of Budget and Procurement to the Governor and the General Assembly of 1941.





TABLE 6  
SIX-YEAR CAPITAL IMPROVEMENT PROGRAM  
AS SUBMITTED BY STATE AGENCIES  
(continued)

1943 Program Institutional Priorities	Department	1941 Program Institutional Priorities	Recommendation	Approved by 1941 Chap. 854 Bond Issue Bill	Bonds Authorized and Issued (* Indicated bond issued) July 1, 1941 January 1, 1942 July 1, 1942	Remarks
\$						
2,000.00 7A	<u>Montrose School for Girls (Continued)</u>	2,000.00 21A				
4,500.00 8A	Extension 6" water line	250.00 22A				
8,200.00 9A	Fireproofing of ceilings					
39,000.00 3A	Replace log house					
90,000.00 12B	New grain barracks	31,000.00 23B				
17,000.00 14C	Vocational building and equipment	80,200.00 24B				
3,000.00 15C	New Dormitory for 28 girls	17,000.00 25C				
14,000.00 16C	Additions to church	3,000.00 26C				
	Wood frame silo attached to barn					
	Dairy barn of wood construction and equipment	14,000.00 27C				
	<u>Maryland State School for the Deaf</u>					
	Addition to girls' dormitory wing	5,956.00 1A	15,000.00	15,000.00		Completed Funds available (\$1,000.00 and \$5,219.00) Priorities required.
	Extension for fireproof stairways	7,000.00 2A				
	Additional fire prevention equipment	1,000.00 3A				Completed. Funds available (\$300.00) Labor and material shortage.
	Brick building to house paint	365.00 4A				Completed. \$1,000.00 available from previous budget. Purchase underway.
	Replacement of cement porch	300.00 5A				
	Equipment for students dining and study hall	600.00 6A				
	Truck, convertible	800.00 7A				
	Vocational training equipment	2,300.00 8A				
	Hearing aid equipment	3,000.00 9A				
	Electric dumbwaiter	1,200.00 10B				
	Library and study hall building	52,600.00 11B				
	Kitchen for main building					
	Kitchen range and equipment					
	State roof and exterior painting					
	Additional for fireproof stairway extensions					
	<u>Morgan State College</u>					
	Completion of power plant	100,000.00 1A	80,000.00	80,000.00	15,000.00*	2/Original project completed, additional funds required.
268,000.00 13B	Gymnasium	268,000.00 2B				
250,000.00 16C	Classroom building	250,000.00 3C				
177,000.00 19C	Auditorium	137,000.00 4C				
160,000.00 17C	Women's dormitory	110,000.00 5C				
160,000.00 18C	Men's dormitory	130,000.00 6C				
100,000.00 15C	Refectory	100,000.00 7C				
85,000.00 14B	Residences for staff	85,000.00 8B				
15,000.00 12B	Service tunnel	3/50,000.00 9A				
35,000.00 4B	Water lines, \$7,500.00 each for 2 years	15,000.00 10B				
25,000.00 5B	Lighting equipment	25,000.00 11B				
35,000.00 4B	Repavations	35,000.00 12B				
20,000.00 8B	Paving roads and lots	20,000.00 13B				
5,000.00 10B	Concrete walks	5,000.00 14B				
20,000.00 6B	Grading andscaping	20,000.00 15B				
25,000.00 11B	Protective fence	25,000.00 16B				
4,000.00 7B	Recreational areas	4,000.00 17B				
	1/ Recommended by Maryland State Planning Commission, Director of Budget and Procurement to the Governor and the General Assembly of 1941.					
	2/ See 1943 project 1A.					
	3/ This figure is a duplication of amounts carried in other items as indicated on the departmental summary.					





TABLE 6

SIX-YEAR CAPITAL IMPROVEMENT PROGRAM  
AS SUBMITTED BY STATE AGENCIES  
(continued)

1943 Program Institutional Priorities	Department	1944 Program Institutional Priorities	Recommendations <sup>1/</sup>	Approved by 1941 Chap. 85A Bond Issue Bill	Bonds Authorized and Issued (* Indicated bond issued) July 1, 1941 January 1, 1942 July 1, 1942	Remarks
\$	Morgan State College (Continued)	\$	\$	\$	\$	
30,000.00 2A	Books, \$5000 each for 6 years	30,000.00 1A <sup>4</sup>	15,000.00	15,000.00		
30,000.00 3A	Equipment	30,000.00 19A	17,000.00 )	27,000.00		
45,000.00 1A	Completion of dormitory		10,000.00 )			
	Completion of power plant					
	<u>St. Mary's Female Seminary</u>				\$ 8,000.00*	
3,250.00 1A	Continuation of treated timber bulkhead	8,500.00 1A	8,000.00	8,000.00		
45,000.00 5B	Purchase of Wheritt property	45,000.00 2B				
1,000.00 4B	Wing on Home Economics Cottage	1,000.00 3B				
35,000.00 2A	Central heating plant					
1,800.00 3A	Wharf for unloading coal					
2,000.00 6B	Reconditioning building					
	<u>Maryland Tuberculosis Sanitoria</u>					
4,000.00 1A	Maryland State Sanitorium	6,000.00 1A	4,000.00 )	104,000.00	17,000.00*	Original appropriation insufficient to complete project.
158,000.00 3A	X-ray and fluoroscope unit	258,000.00 4A	100,000.00 )			Additional \$4,000.00 needed on appropriation of 1941.
10,000.00 5B	Fireproof structure to house 180	10,000.00 6B				
	Steam turbines to operate generators					
	<u>Maryland Tuberculosis Sanitoria</u>					
	<u>St. Willson</u>					
	Brick duplex cottage, for doctor and clerk	10,000.00 2A	10,000.00	10,000.00		
	<u>Maryland Tuberculosis Sanitoria</u>					
	<u>Salisbury</u>					
3,000.00 2A	Cottage for clerk	3,000.00 3A				
	<u>Maryland Tuberculosis Sanitoria</u>					
	<u>Henryton</u>					
65,000.00 4B	Addition to hospital building, 50 rooms	65,000.00 5B				
	Equipment for buildings under construction in 1941					
	<u>Commissioner of Motor Vehicles</u>					
450,000.00 1A	Addition to present building	350,000.00 1A	225,000.00			
5,000.00 2A	Construction of test inspection runway				17,000.00	This did not appear in submitted program.
	<u>Department of Maryland State Police</u>					
	<u>Vicinity of Frederick</u>					
42,724.00 1A	Platoon Barracks, 14 men	42,724.00 1A				

1/ Recommended by Maryland State Planning Commission, Director of Budget and Procurement to the Governor and the General Assembly of 1941.

2/ This was reduced to \$104,000.00 at time of issuance.



TABLE 6  
SIX-YEAR CAPITAL IMPROVEMENT PROGRAM  
AS SUBMITTED BY STATE AGENCIES  
(continued)

1943 Program Institutional Priorities	Department	1941 Program Institutional Priorities	Recommendation <sup>1/</sup>	Approved by 1941 Chap. 854 Bond Issue Bill	Bonds Authorized and Issued (* Indicated bond issued)	Remarks
\$	Department of Maryland State Police (Continued)	\$	\$	\$	July 1, 1941	
42,724.00 2A	Vicinity of Hagerstown Platoon barracks, 14 men	42,724.00 2A			January 1, 1942	
57,150.00 3A	Vicinity of Waldorf Troop headquarters, 19 men	57,150.00 3A			July 1, 1942	
57,150.00 4A	Vicinity of Cumberland Troop headquarters, 19 men	57,150.00 4A				
23,500.00 5A	Waterloo, Jessups, Md. Troop headquarters alterations	23,500.00 5A				
14,900.00 6A	Benson, Md. Troop headquarters	14,900.00 6A				
17,600.00 7A	Salisbury, Md. Troop headquarters	17,600.00 7A				
185,550.00 8A	Waterloo, Jessups, Md. Training school quarters	185,550.00 8A				
69,902.00 9A	Baltimore, Md. Enlargement of headquarters building	69,902.00 9A				
	<u>Military Department</u>					
50,000.00 1B	Construction, repairs, alterations and additions to armories, etc. throughout the state.	100,000.00 1A	100,000.00	100,000.00 <sup>2/</sup>		
25,000.00 2B	Erection of garage under 5th Regiment Plaza	50,000.00 2B				
	Erection of garage at Pikesville	25,000.00 3B				
1,500.00 1B	Hall of Records Commission Library of printed books	1,500.00 1B				
	<u>Board of Natural Resources</u>					
62,605.00 4A	Department of Research and Education <sup>2/</sup> Laboratory for teaching, research and to house diamond back terrapin hatcheries	49,600.00 1A				
6,845.00 2A	Storage building and cover for state vehicles					
5,776.00 3A	Insulation and heating present building					
9,246.00 4B	Terrapin hatchery building with super-vision room					
4,772.00 5B	Pier construction					

1/ Recommended by Maryland State Planning Commission, Director of Budget and Procurement to the Governor and the General Assembly of 1941.  
 2/ Colonel E. Leslie Medford reports (since 1941) -  
 Seawall at Naval Militia Armory - expanded  
 Air Corps Hangar - expanded  
 Two concrete and steel garages at Camp Ritchie, no cost to State - expanded  
 3/ In 1941 this Department was known as Chesapeake Biological Laboratory.



TABLE 6

SIX-YEAR CAPITAL IMPROVEMENT PROGRAM  
AS SUBMITTED BY STATE AGENCIES

(continued)

1943 Program Institutional Priorities	Department	1941 Program Institutional Priorities	Recommendations	Approved by 1941 Chap. 854 Bond Issue Bill	Bonds Authorized and Issued (* Indicated bond issued) July 1, 1941 January 1, 1942 July 1, 1942	Remarks
\$	Board of Natural Resources Department of State Forests and Parks	\$	\$	\$	\$	
	State Forests					
30,750.00 1A	Swallow Falls	30,250.00 1A				
38,600.00 2A	Savage River	41,000.00 2A				
	Cedarville - Doncaster	2,000.00 3A				
2,050.00 3A	Pocomoke	3,050.00 4A				
4,800.00 4A	Land Purchases	3,000.00 5A				
123,333.00 5A	Swallow Falls	123,333.00 6A				
26,000.00 6B	Potomac	26,000.00 7B				
15,200.00 7B	Savage River	15,200.00 8B				
26,300.00 8B	Green Ridge	26,300.00 9B				
20,650.00 9B	Elk Neck	22,650.00 10B				
2,000.00 10B	Cedarville	2,000.00 11B				
1,000.00 11B	Pocomoke	1,000.00 12B				
9,325.00 12B	Land Purchases	8,825.00 13B				
123,336.00 13B	Swallow Falls	123,336.00 14B				
37,000.00 14C	Savage River	37,000.00 15C				
14,250.00 16C	Green Ridge	14,250.00 16C				
15,000.00 16C	Elk Neck	15,000.00 17C				
12,250.00 17C	Cedarville	2,750.00 18C				
13,350.00 18C	Pocomoke	13,350.00 19C				
2,000.00 19C	Land Purchases	5,000.00 20C				
123,334.00 20C	State Parks	123,334.00 21C				
	Elk Neck	28,800.00 1A				
20,800.00 2A	Patapaco	26,600.00 2A				
700.00 3A	Gambrill	9,700.00 3A				
550.00 4A	Washington Monument	2,050.00 4A				
4,700.00 5A	Wye Oak	3,500.00 5A				
40,668.00 6A	Land Purchases	40,668.00 6A				
48,000.00 7B	Elk Neck	48,000.00 7B				
14,400.00 8B	Patapaco	10,200.00 8B				
10,000.00 9B	Gambrill	10,000.00 9B				
40,667.00 10B	Land Purchases	40,667.00 10B				
26,500.00 11C	Elk Neck	26,500.00 11C				
10,400.00 12C	Patapaco	10,400.00 12C				
2,500.00 13C	Fort Frederick	2,500.00 13C				
31,700.00 14C	Fort Tomoloway	28,700.00 14C				
40,666.00 15C	Land Purchases	40,666.00 15C				
	Supervisor's Headquarters					
8,300.00 1A	Hillmeuse	8,300.00 1A				
8,750.00 2A	Cumbersland	8,750.00 2A				
750.00 3A	Cub Hill	750.00 3A				
250.00 4A	Tableland	250.00 4A				
2,500.00 5A	Hog Hills	2,500.00 5A				
8,500.00 6A	Ridgeville	8,500.00 6A				
4,900.00 7B	Cub Hill	4,900.00 7B				
5,950.00 8B	Tableland	5,950.00 8B				
7,650.00 9B	Hog Hills	7,650.00 9B				
6,450.00 10B	Blue Ridge	6,450.00 10B				
450.00 11B	Shiloh	450.00 11B				
1,000.00 12C	Tableland	1,000.00 12C				
1,900.00 13C	Hog Hills	1,900.00 13C				
2,500.00 14C	Blue Ridge	2,500.00 14C				
5,450.00 15C	Shiloh	5,450.00 15C				

1/ Recommended by Maryland State Planning Commission, Director of Budget and Procurement to the Governor and the General Assembly of 1941.





TABLE 6

SIX-YEAR CAPITAL IMPROVEMENT PROGRAM  
AS SUBMITTED BY STATE AGENCIES

1943 Program Institutional Priorities	Department	1941 Program Institutional Priorities	Recommendation	Approved by 1941 Chsp. B54 Bond Issue #111	Bonds Authorized and Issued (* Indicated bond issued)	Remarks
	Board of Natural Resources					
	Department of State Forestry and Parks (continued)					
	Fire Towers					
2,500.00 1A	Powellville	2,500.00 1A				
1,400.00 2A	Stoney Forest	1,400.00 2A				
900.00 3A	Ryceville	900.00 3A				
800.00 4A	Dan's Rock	800.00 4A				
1,500.00 5A	Fairview	1,500.00 5A				
2,200.00 6B	Dan's Rock	2,200.00 6B				
1,000.00 7B	Fairview	1,000.00 7B				
2,300.00 8B	Powells	2,300.00 8B				
2,000.00 9B	Cub Hill	2,000.00 9B				
2,500.00 10B	Marricotte's Hill	2,500.00 10B				
1,800.00 11B	Round Top	1,800.00 11B				
2,000.00 12B	Derwood	2,000.00 12B				
1,500.00 13B	Black Hill	1,500.00 13B				
800.00 14B	Nassawango	800.00 14B				
150.00 15B	Sampson's Hook	150.00 15B				
300.00 16C	Marricotte's Hill	300.00 16C				
200.00 17C	Round Top	200.00 17C				
500.00 18C	Derwood	500.00 18C				
2,700.00 19C	Black Hill	2,700.00 19C				
200.00 20C	Nassawango	200.00 20C				
1,300.00 21C	Sampson's Hook	1,300.00 21C				
1,800.00 22C	Snow Hill	1,800.00 22C				
3,500.00 23C	Quireauk	3,500.00 23C				
2,600.00 24C	Hamburg	2,600.00 24C				
3,500.00 25C	Easton	3,500.00 25C				
4,000.00 26C	Woodensburg	4,000.00 26C				
3,750.00 27C	Ridgeville	3,750.00 27C				
3,200.00 28C	Table Rock	3,200.00 28C				
5,800.00 29C	Sugar Leaf	5,800.00 29C				
1,650.00 30C	Chestnut Hill	1,650.00 30C				
5,200.00 31C	Elliott's Hill	5,200.00 31C				
	Guard Stations - Tool Shop					
1,350.00 1A	Elder Hill	1,350.00 1A				
1,500.00 2A	Frostburg	1,500.00 2A				
2,000.00 3A	Cool Spring	2,000.00 3A				
500.00 4A	McCool	500.00 4A				
1,500.00 5B	Westport	1,500.00 5B				
200.00 6E	Cool Spring	200.00 6B				
1,500.00 7B	McCool	1,500.00 7B				
2,000.00 8B	Smithsburg	2,000.00 8B				
2,300.00 9B	Church Creek	2,300.00 9B				
800.00 10B	Church Creek	800.00 10B				
500.00 11C	Smithsburg	500.00 11C				
200.00 12C	Foy's Hill	200.00 12C				
200.00 13C	Church Creek	200.00 13C				
1,000.00 14C	Great Mills	1,000.00 14C				
2,000.00 15C	Green Hills	2,000.00 15C				
2,300.00 16C	Tonoloway Ridge	2,300.00 16C				
	Motor Vehicles					
4,500.00 1A	District supervision	4,500.00 1A				
3,200.00 2A	Mobile Machine Shop	3,200.00 2A				
3,250.00 3B	District supervision	3,250.00 3B				
7,000.00 4B	Forest guard	7,000.00 4B				
2,000.00 5C	District supervision	2,000.00 5C				
14,000.00 6C	Forest guards	14,000.00 6C				

1/ Recommended by Maryland State Planning Commission, Director of Budget and Procurement to the Governor and the General Assembly of 1941.




TABLE 6

SIX-YEAR CAPITAL IMPROVEMENT PROGRAM  
AS SUBMITTED BY STATE AGENCIES

1943 Program Institutional Priorities	Department	1944 Program Institutional Priorities	Recommendation/	Approved by 1941 Chap. 854 Bond Issue Bill	Bonds Authorized and Issued (* Indicated bond issued) July 1, 1941 January 1, 1942 July 1, 1942	Remarks
\$	Board of Natural Resources Department of State Forests and Parks (continued)	\$	\$	\$	\$	
	Radio					
2,000.00 1A	Fixed	2,000.00 LA				
800.00 2A	Mobile	800.00 2A				
2,000.00 3B	Fixed	2,000.00 3B				
600.00 4B	Mobiles	600.00 4B				
	Remote Control					
2,000.00 5C	Fixed	2,000.00 5B				
600.00 6C	Mobile	600.00 6C				
	Board of Natural Resources Maryland State Game and Inland Fish Commission					
	Development of Wildlife Restoration Areas (\$7,000 annually)					
42,000.00 1A	Broodhouse at Owynbrook Game Farm	42,000.00 1A				
10,000.00 2A	Broodhouse at Wicomico Game Farm	10,000.00 2A				
10,000.00 3A	Development of Wildlife Areas within State Forests (\$1,000 annually)	10,000.00 3A				
	Board of Natural Resources Department of Game and Inland Fish					
	Development of Wildlife Restoration Areas (\$7,000 annually)					
6,000.00 4A	Broodhouse at Owynbrook Game Farm	6,000.00 4B				
56,000.00 5A	Development of Wildlife Areas within State Forests (\$1,000 annually)					
44,000.00 6A	Indian Spring Wildlife Demonstration Area					
55,000.00 7A	Thayer Game Refuge Area					
24,000.00 8A	Washington County Game Refuge Area					
7,000.00 7A	Billmeyer Game Refuge Area					
2,000.00 10A	Idylwild Wildlife Demonstration Area					
	Wellington Wildlife Demonstration Area					
	University of Maryland College Park					
50,000.00 11A	Building to house offices of College of Agriculture	250,000.00 1A				
40,000.00 10A	Four greenhouses	40,000.00 2A				
6,000.00 3A	Brooder house and poultry equipment	15,000.00 3A				
	Cold storage and farm equipment	15,300.00 4A				
320,000.00 14A	Engineering Laboratory building	320,000.00 5A				
40,000.00 9A	Books	40,000.00 6A				
210,000.00 15A	Dormitory for women	210,000.00 7A				
200,000.00 16A	Women's activities building	200,000.00 8A				
180,000.00 5A	Two men's Dormitories \$80,000 each	172,000.00 9A				
50,000.00 8A	Remodel interior Calvert Hall	50,000.00 10A				
375,000.00 12A	Auditorium	375,000.00 11B				
285,000.00 13A	General classroom building	285,000.00 12B				
			100,000.002	100,000.004/	165,000.00* 35,000.00* 100,000.00*	

1/ Recommended by Maryland State Planning Commission, Director of Budget and Procurement to the Governor and the General Assembly of 1941.  
 2/ In 1941 this independent agency was made a part of the Board of Natural Resources.  
 3/ Recommended for renovation of four buildings.  
 4/ Appropriated for new Army.



SIX-YEAR CAPITAL IMPROVEMENT PROGRAM  
AS SUBMITTED BY STATE AGENCIES

(continued)

1943 Program Institutional Priorities	Department	1941 Program Institutional Priorities	Recommendation <sup>1/</sup>	Approved by 1941 Chap. 854 Bond Issue Bill	Bonds Authorized and Issued <sup>2/</sup> (* Indicated bond issued)	Remarks
\$	University of Maryland College Park (continued)	\$	\$	\$	\$	July 1, 1941 January 1, 1942 July 1, 1942
21,350.00 4A	Renovations - old Engineering Building	5,000.00 13B				
70,000.00 17A	Completion top floor Home Economics Building	21,350.00 14B				
50,000.00 6A	Addition to women's gymnasium	50,000.00 15B				
40,000.00 18A	Building for laundry and general store	40,000.00 16B				
	Additions to dining hall	35,000.00 17B				
	Purchase of land	100,000.00 1A				
	Completion of Army	75,000.00 2A				
	N.F.A. building, brick veneer plus 2 wings	50,000.00 7A				
35,000.00 19A	University of Maryland Salisbury					
	Laboratory - live stock sanitary service					
	University of Maryland Baltimore City		65,000.00	65,000.00	2/	2/
70,000.00 4A	Addition of 2 floors - Nurses Home	65,000.00 1A				
275,000.00 5A	Completion of 12 floor hospital	100,000.00 2A				
60,000.00 1A	Addition - Dental Building and Research	70,000.00 3B				
40,000.00 2A	Addition to Bressler Medical Building	275,000.00 4B				
25,000.00 3A	Purchase of land					
	Addition to hospital					
	Repairs to dispensary					
	University of Maryland Princess Anne					
24,000.00 5A	Dormitory for women and dining hall	110,000.00 A				
25,000.00 7A	Cottages for faculty	18,000.00 A				
20,000.00 3A	Apartment building for faculty	24,000.00 A				
15,000.00 10A	Laundry building and equipment	12,000.00 A				
	Barn and agriculture equipment	50,000.00 A				
	Greenhouse and headhouse	15,000.00 A				
	Agricultural equipment	5,000.00 A				
	Dormitory for men	85,000.00 B				
	Remodel present dining room to laboratory building	25,000.00 B	35,000.00 <sup>3/</sup>	35,000.00		
	New partitions, etc. for present agricultural building	5,000.00 B				
	Athletic field and stands	15,000.00 B				
	Land	20,000.00 B				
	Cottages for faculty (8)					
	Dining hall and kitchen					
	Department of Budget and Procurement					
	State office warehouse and equipment	80,000.00 1A				
	Renovation and equipment of a state tobacco warehouse to house Department of Procurement and Budget		80,000.00			
50,000.00 1A						

1/ Recommended by Maryland State Planning Commission, Director of Budget and Procurement to the Governor and the General Assembly of 1941.  
 2/ A total of \$200,000 was appropriated to cover complete items of this program, see preceding sheet. Subsequent to submission of program - fire destroyed a building at Princess Anne. The \$200,000 listed was supplemented by \$100,000 to replace burned building.  
 3/ For equipment and remodeling.  
 4/ This amount covers cost of replacing buildings which burned - subsequent to submission 1941 program.



TABLE 6  
SIX-YEAR CAPITAL IMPROVEMENT PROGRAM  
AS SUBMITTED BY STATE AGENCIES

1943 Program Institutional Priorities	Department	1941 Program Institutional Priorities	Recommendation <sup>1/</sup>	Approved by 1941 Chap. 854 Bond Issue Bill	Bonds Authorized and Issued (* Indicated bond issued) July 1, 1941 January 1, 1942 July 1, 1942	Remarks
\$250,000.00 LA	<u>State Department of Health</u> Building to house Maryland State Department of Health	\$ 250,000.00 LA	\$ 250,000.00	\$	\$	
75,000.00 LA	<u>Maryland State Court of Appeals</u> Renovation of present building	75,000.00 LA	75,000.00	75,000.00	75,000.00	Completed
1,500,000.00 LA	<u>Chronic Disease Hospitals</u> Two hospitals	1,500,000.00 LA				

<sup>1/</sup> Recommended by Maryland State Planning Commission, Director of Budget and Procurement to the Governor and the General Assembly of 1941.





DEPARTMENTAL  
PROJECT SUMMARY SHEETS



## DEPARTMENT OF MENTAL HYGIENE

The Department of Mental Hygiene consists of four institutions: Spring Grove State Hospital, Springfield State Hospital, Crownsville State Hospital, and Eastern Shore State Hospital, listed in the order of their founding.

The Director of this Department, Dr. George H. Preston, has submitted to the Maryland State Planning Commission a study of the needs and program of his department. This excellent report reviews the report submitted two years ago, traces the progress and changes in the intervening time, and projects the program once more into the future.

The programs which follow are the programs as submitted by each of the institutions in the Department.

A brief statement concerning each institution is given before the listing of the projects on the summary sheet.



## SPRING GROVE STATE HOSPITAL

This institution was founded in 1797 and is the third oldest hospital for the insane in the United States. For many years it was located on the site now occupied by the Johns Hopkins Hospital. It was moved to the present location near Catonsville in 1872.

It is operated by a Board of Managers consisting of nine members who are appointed by the Governor with the consent of the State Senate. Three are appointed biennially to serve for a term of six years.

The capacity of the Institution was listed in 1941 as 2,200. Only white patients are admitted.

Patients are received upon order of the Department of Public Welfare and County Commissioners, accompanied by certificates of two physicians who have practiced for five years or more. Police Magistrates may also commit patients for a limited time for observation.

The 1941 valuation of the institution's plant, equipment, and land was \$3,753,710.





## MARYLAND

DEPT. OF BUDGET  
AND PROCUREMENTSTATE PLANNING  
COMMISSION

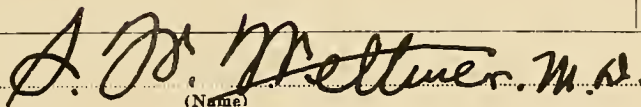
## SIX-YEAR CAPITAL IMPROVEMENT PROGRAM

## DEPARTMENTAL SUMMARY

Department: DEPARTMENT OF MENTAL HYGIENEDate August 17, 1942

Departmental Priority		NAME OF PROJECT	Total Estimated Capital Cost	Annual Increase + Decrease— in Operating Budget	Status of Plans & Site	Constr. Time In Mos.	Est. Life In Yrs.
By No.	By Group						
		SPRING GROVE STATE HOSPITAL					
1	A	Cottage Group, 400 beds female patients	\$ 457,200	\$ 497,200			
2	A	Duplicate pump for water storage tank	1,920	---			
3	A	Addition to dairy housing group	19,200	---			
4	B	Building and repair of roads	14,400	---			
5	B	Industrial building	120,000	---			
6	B	Electricity generating plant	92,000	- 810			
7	B	Female admitting building, 120 beds	222,000	+29,160			
8	B	Additional equipment power plant	28,000	+ 2,000			
9	B	Installation of elevator	7,200	---			
10	B	Purchase of farm land	28,000	+ 2,400			
11	B	Addition to criminal division	620,400	+60,000			
12	B	Water supply to criminal building	7,200	---			
13	B	Addition to employees village	60,000	+ 1,200			
			\$1,677,520	\$+191,150			

Submitted by:



(Name)

Superintendent

(Title)



## SPRINGFIELD STATE HOSPITAL

This institution, located at Sykesville, Maryland, was founded in 1894. It is operated by a Board of Managers, consisting of the Governor, Comptroller, and Treasurer as ex officio members, and six others appointed by the Governor with the consent of the Senate; two biennially for a term of six years from the first of May.

The capacity of the hospital in 1939 was 2,825 patients. Only white patients are treated at this hospital. The institutional grounds consist of 1,255 acres.

Patients are received upon order of the Department of Public Welfare, and the various County Commissioners, who pay the hospital \$125 per capita per annum. The certificates of two physicians are required in all cases.

The 1941 valuation of this institution's plant, equipment, and land was \$3,679,159.



## MARYLAND

DEPT. OF BUDGET  
AND PROCUREMENTSTATE PLANNING  
COMMISSION

## SIX-YEAR CAPITAL IMPROVEMENT PROGRAM


## DEPARTMENTAL SUMMARY

Department: DEPARTMENT OF MENTAL HYGIENE

Date August 17, 1942

Departmental Priority		NAME OF PROJECT	Total Estimated Capital Cost	Annual Increase + Decrease— in Operating Budget	Status of Plans & Site	Constr. Time in Mos.	Est. Life in Yrs.
By No.	By Group						
		SPRINGFIELD STATE HOSPITAL					
1	A	Improvements to water supply	\$ 66,000	\$ ---			
2	A	Repairs to buildings (2 years)	36,000	---			
3	A	Barn for young stock	18,000	+ 600			
4	A	Treatment cottage, disturbed women, 100 beds	150,000	+24,000			
5	A	Staff cottages	30,000	+ 600			
6	A	Treatment cottage, disturbed men, 100 beds	150,000	+24,000			
7	A	Attendants' home, 50 employees	115,000	+ 2,600			
8	A	Cow barn for 50 cows	35,000	---			
9	A	Kitchen and equipment	122,000	---			
10	A	Extension of utilities	50,000	---			
11	A	Building for tuberculous insane	225,000	+48,000			
12	A	Domestic hot water mains	16,000	---			
13	A	Purchase of 400 KW engine generator	22,000	---			
14	A	Air compressor	4,800	---			
15	A	Parole cottage for men, 100 patients	135,000	---			
16	A	Parole cottage for women, 100 patients	135,000	---			
17	B	Addition to storeroom	20,000	---			
18	B	Repair to buildings	36,000	---			
19	C	Repairs to buildings	36,000	---			
			\$1,401,800	\$+99,800			

Submitted by:


  
(Name)

Superintendent

(Title)



### CROWNSVILLE STATE HOSPITAL

This institution, the only one of its kind for negroes in Maryland, was founded in 1911. It is located near Annapolis. The hospital is managed by a Board of Managers consisting of nine members, the Governor, Comptroller, and Treasurer, all ex officio and six others, appointed by the Governor with the consent of the Senate, two each biennium for six years.

The capacity of the hospital is about 1,340 patients.

Admission is through the Department of Public Welfare or through the County Commissioners of the county in which the patient is a resident. Certificates of two physicians, each of which has practiced for five years is required in all cases.

The 1941 valuation of the institution's plant, equipment, and land was \$2,375,459.



THE UNIVERSITY OF CHICAGO

THE UNIVERSITY OF CHICAGO  
DIVISION OF THE PHYSICAL SCIENCES  
DEPARTMENT OF CHEMISTRY  
5708 SOUTH EAST ASIAN AVENUE  
CHICAGO, ILLINOIS 60637  
TEL: (773) 835-3100  
FAX: (773) 835-3101  
WWW: WWW.CHEM.UCHICAGO.EDU

## MARYLAND

DEPT. OF BUDGET  
AND PROCUREMENTSTATE PLANNING  
COMMISSION

## SIX-YEAR CAPITAL IMPROVEMENT PROGRAM

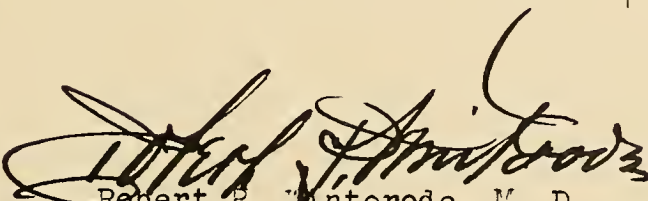
## DEPARTMENTAL SUMMARY

Department: DEPARTMENT OF MENTAL HYGIENE

Date August 17, 1942

Departmental Priority		NAME OF PROJECT	Total Estimated Capital Cost	Annual Increase + Decrease— in Operating Budget	Status of Plans & Site	Constr. Time in Mos.	Est. Life in Yrs.
By No.	By Group						
		CROWNSVILLE STATE HOSPITAL					
1	A	Three dormitory buildings, 100 beds each	\$ 330,000	\$+78,000			
2	A	Two buildings for delinquents, 50 beds each	211,000	+26,015			
3	A	Two buildings for epileptics, 50 beds each	151,000	+26,015			
4	A	Two 370 H. P. boilers and stokers	35,000	- -			
5	A	Nurses' home, 55 rooms	88,550	- -			
6	A	Attendants' home, 70 rooms	84,700	- -			
7	A	Cow barn and silo, 30 cows	16,000	- -			
8	A	Paint house	5,000	- -			
9	A	Roads, 3000 feet macadam 18' wide	9,000	- -			
10	B	Garages and parking space, 15 cars	8,250	- -			
11	B	Recreation building	50,000	- -			
12	C	Building for psychotic children, 50 patients	111,250	+13,795			
13	C	Tobacco barn and potato cellar	5,000	- -			
14	C	Frame cottages for married physicians (three)	22,500	- -			
15	C	Frame cottages for nurses, (two - 50 nurses each)	150,000	- -			
Total			\$1,277,250	\$117,810			

Submitted by:


  
Robert P. Winterode, M. D.
Superintendent  
(Title)



EASTERN SHORE STATE HOSPITAL

This institution is the youngest of the four comprising the Department of Mental Hygiene, being established in 1918. It is located on the Choptank River near Cambridge, Maryland. The hospital is managed by a Board of Managers consisting of twelve members. The Governor, Comptroller, and Treasurer are members ex officio. The remaining nine, one from each of the Eastern Shore Counties, are appointed by the Governor, three each biennium for terms of six years.

Attendance is limited to the white race, and the capacity of the institution in 1939 was about 850 patients.

The 1941 valuation of this institution's plant, equipment, and land was \$945,226.



## MARYLAND

DEPT. OF BUDGET  
AND PROCUREMENTSTATE PLANNING  
COMMISSION

## SIX-YEAR CAPITAL IMPROVEMENT PROGRAM

## DEPARTMENTAL SUMMARY

Department: DEPARTMENT OF MENTAL HYGIENE Date August 17, 1942

Departmental Priority		NAME OF PROJECT	Total Estimated Capital Cost	Annual Increase + Decrease - in Operating Budget	Status of Plans & Site	Constr. Time in Mos.	Est. Life in Yrs.
By No.	By Group						
		EASTERN SHORE STATE HOSPITAL					
1	A	Additional land	\$ 26,500	\$ + 1,900			
2	A	Increased dairy facilities and pasteurizer	17,000	+ 50			
3	A	Assembly Hall - gymnasium	128,300	+ 1,048			
4	A	Building - alcoholics, (20 patients)	100,000	+ 8,000			
5	A	New cannery and equipment	5,000	+ 1,280			
6	A	Lockers for bath houses	300	+ 40			
7	A	Laundry improvements	20,000	+ 50			
8	A	Replace and increase electrical plant	35,000	---			
9	A	Converting farm shed to horse barn	400	+ 60			
10	B	New farm machine shed	800	+ 30			
11	B	House for two bulls	1,950	+ 10			
12	C	Rearrangement of employees quarters for 30 employees	40,000	+ 1,320			
			\$ 375,250	\$ 413,796			

Submitted by:

*Charles V. Taylor*  
(Name)

Superintendent

(Title)





STATE PSYCHOPATHIC HOSPITAL (New )

There is no State Psychopathic Hospital in Maryland. While the existing institutions have competent medical staffs, it is impracticable to give each individual the clinical treatment desirable. The Director of the Department of Mental Hygiene has provided for the erection of a State Psychopathic Hospital to accommodate 125 patients. This is planned for some time in the future at an estimated cost of \$500,000.



## ROSEWOOD STATE TRAINING SCHOOL

This institution was founded in 1888 by an Act of the General Assembly. The control rests in a Board consisting of seventeen members. The Governor makes appointments only to fill vacancies. Rosewood formerly was included in the Department of Mental Hygiene. In recent years the institution has been removed from the department and now operates independently.

The institution receives, trains, and cares for the feebleminded of the State. At the present time the enrollment is something over a thousand. Since the school is supposed to care for children only, something of a problem is involved when these children arrive at a mature age. These people frequently cannot be placed elsewhere and as a result, the institution has some inmates, who although no longer children, must be cared for to the exclusion of younger patients. In recent years the Board has been planning for new construction providing for an estimated population of two thousand.

The 1941 valuation of the institution's plant, equipment, and land was \$2,375,647.



## MARYLAND

DEPT. OF BUDGET  
AND PROCUREMENTSTATE PLANNING  
COMMISSION


## SIX-YEAR CAPITAL IMPROVEMENT PROGRAM

## DEPARTMENTAL SUMMARY

Department: ROSEWOOD STATE TRAINING SCHOOL Date August 17, 1942

Departmental Priority		NAME OF PROJECT	Total Estimated Capital Cost	Annual Increase + Decrease— in Operating Budget	Status of Plans & Site	Constr. Time In Mos.	Est. Life In Yrs.
By No.	By Group						
1	A	Farm Colony	\$ 399,600	\$+40,320			
2	A	Superintendent's residence	25,000	---			
3	A	Modernizing 4 existing dormitories	360,000	---			
4	A	Outside Utilities	151,900	---			
5	B	Dormitory buildings	387,000	+54,000			
6	B	School building and auditorium	500,000	---			
7	B	Dormitory buildings, (two)	257,500	---			
8	B	Equipment, water filtration plant	2,000	---			
9	B	Equipment, power plant	13,450	---			
10	B	Roadways	20,000	---			
11	B	Lighting system for roadway	5,000	---			
Total			\$1,582,550	\$+94,320			

Submitted by:


  
(Name)
Superintendent  
(Title)



DEPARTMENT OF CORRECTION

This Department, known also as the Department of Welfare, is controlled by a Board of Correction, consisting of the Director of Correction appointed for four years, who also serves as the Chairman of the Board, and six associate members, appointed without regard to political affiliation. The law provides that one associate member shall always be a woman. The associate members appointed for six years, are so classed that the terms of office of two expire biennially.

The Department consists of three institutions: the Maryland Penitentiary, the Maryland House of Correction, and the State Penal Farm. A construction program completed several years ago will meet all housing demands for some time to come.

The valuation of the institutions' plants, equipment, and land as of 1941 was as follows:

Maryland Penitentiary	\$2,774,013
Maryland House of Correction	2,567,233
State Penal Farm	2,289,333





## MARYLAND

DEPT. OF BUDGET  
AND PROCUREMENTSTATE PLANNING  
COMMISSION

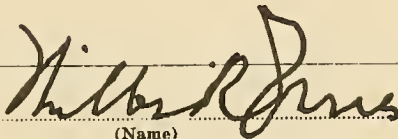
## SIX-YEAR CAPITAL IMPROVEMENT PROGRAM

## DEPARTMENTAL SUMMARY

Department: DEPARTMENT OF CORRECTION Date August 17, 1942

Departmental Priority		NAME OF PROJECT	Total Estimated Capital Cost	Annual Increase + Decrease— in Operating Budget	Status of Plans & Site	Constr. Time in Mos.	Est. Life in Yrs.
By No.	By Group						
		Maryland House of Correction					
1	A	Additions and improvements, farm facilities	\$ 19,500				
2	A	Improvement main institutional group	12,500				
3	A	Houses to rent to employees	30,000				
4	A	Warehouse, 100' x 170' brick	20,000				
5	A	Control of Dorsey Run and land reclamation	10,000				
6	A	Purchase of additional land, 660 acres	23,000				
7	A	Conversion of plant DC to AC	75,000				
		Total	\$ 190,000				

Submitted by:



(Name)

Chairman and Director

(Title)



## MARYLAND

DEPT. OF BUDGET  
AND PROCUREMENTSTATE PLANNING  
COMMISSION

## SIX-YEAR CAPITAL IMPROVEMENT PROGRAM

## DEPARTMENTAL SUMMARY

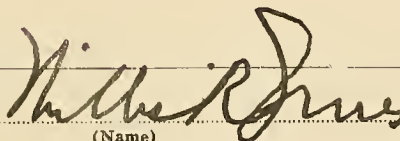
Department: DEPARTMENT OF CORRECTION

Date August 17, 1942

Departmental Priority		NAME OF PROJECT	Total Estimated Capital Cost	Annual Increase + Decrease in Operating Budget	Status of Plans & Site	Constr. Time in Mos.	Est. Life in Yrs.
By No.	By Group						
		Maryland State Penal Farm					
1	A	Furnishings for new institutions	\$ 45,000				
2	A	Machine and automobile shop, each 40' x 130'	20,000				
3	A	Equipment for industries for new institutions	50,000				
4	A	Houses to rent to employees	30,000				
5	A	Piggery, slaughter house - hennery	20,000				
6	A	Additional farm land	50,000				
		Total	\$ 215,000				
		Bonds authorized, not issued	25,000				
		Net Cost of Program	\$ 190,000				

Submitted by:

(Name)



Chairman and Director

(Title)



DEPARTMENT OF EDUCATION

The State Board of Education consists of seven members appointed by the Governor for six-year terms. The details of administration are under the direction of the State Superintendent of Schools.

The schools of Maryland, exclusive of Baltimore City, are maintained and operated by the counties. The Department of Education, while it supervises and cooperates with the schools of the State, is actually responsible for only four schools. These schools, all State Teachers Colleges, are located at Frostburg, Towson, Salisbury, and Bowie. The latter is for colored students. In these institutions, four-year courses prepare students to teach in the elementary schools.

The valuation of these institutions' plants, equipment, and land in 1941 was as follows:

Towson State Teachers College	\$1,495,138
Salisbury State Teachers College	804,974
Bowie State Teachers College	528,575
Frostburg State Teachers College	476,694



## MARYLAND

DEPT. OF BUDGET  
AND PROCUREMENTSTATE PLANNING  
COMMISSION

## SIX-YEAR CAPITAL IMPROVEMENT PROGRAM

## DEPARTMENTAL SUMMARY

Department: STATE DEPARTMENT OF EDUCATION

Date September 16, 1942

Departmental Priority		NAME OF PROJECT	Total Estimated Capital Cost	Annual Increase + Decrease— in Operating Budget	Status of Plans & Site	Constr. Time in Mos.	Est. Life in Yrs.
By No.	By Group						
1	A	Towson, Maryland Alterations and additions to State Teacher's College	\$ 5,500	\$ --			
2	A	Bowie, Maryland Repairs to gymnasium building	11,000 <sup>1/</sup>	--			
3	A	Frostburg, Maryland Alterations and additions	275,000 <sup>2/</sup>	--			
4	B	Salisbury, Maryland Alterations and additions	25,000	+ 1,000			
5	C	Towson, Maryland Alterations and additions elementary school	36,000	+ 400			
6	C	Library building	200,000				
Total			\$ 552,500	\$+ 1,400			
Money already available			100,000				
Net cost of program			\$ 452,500				
<p><sup>1/</sup> Amount required in addition to the \$15,000 appropriated in 1941.</p> <p><sup>2/</sup> \$100,000 available prior to 1941.</p>							

Submitted by:



(Name)

State Superintendent of Schools

(Title)





### CHELTHENHAM SCHOOL FOR BOYS

This institution located at Cheltenham, Prince George's County, was founded in 1870 as a private institution. Known then as the House of Reformation it was organized to provide for colored delinquent male minors. In 1937 it was taken over by the State.

The control of the institution now rests in a Board of Managers of fifteen appointed members, five of which are appointed each year for a term of three years. The Governor is a member ex-officio. Colored male minors are committed to the institution by any Court, Juvenile Court, or Justice of the Peace. The City of Baltimore or the counties from which said minors are committed are required to pay to the State Treasury the sum of \$200 per year, for their care and training. The remaining amount required is paid from the State funds.

The conditions under which the school was taken over by the State were such that much work must be done to bring the institution up to standards generally accepted.

The 1941 valuation of this institution's plant, equipment, and land was \$413,424.



## MARYLAND

DEPT. OF BUDGET  
AND PROCUREMENTSTATE PLANNING  
COMMISSION

## SIX-YEAR CAPITAL IMPROVEMENT PROGRAM

## DEPARTMENTAL SUMMARY

Department: CHELTENHAM SCHOOL FOR BOYS Date October 7, 1942

Departmental Priority		NAME OF PROJECT	Total Estimated Capital Cost	Annual Increase + Decrease— in Operating Budget	Status of Plans & Site	Constr. Time in Mos.	Est. Life in Yrs.
By No.	By Group						
1	A	Housing Group Men's dormitory (46 rooms) Apartments (12 3-room units) Residences (4 5-room units) Residence for superintendent Cottage (remodeling four) Supplementary service	\$ 356,100				
2	A	Educational Group Academic building Vocational building Auto shop Garment cleaning shop Repairing building and equipment Auditorium annex and equipment	413,200				
3	A	Farm buildings Greenhouse	40,000				
			\$ 809,300				

Submitted by: Jos. W. Blandford President, Board of Managers

(Name)

(Title)



## MARYLAND TRAINING SCHOOL FOR BOYS

This institution now located at Loch Raven, Maryland, was founded in 1830 as a private agency known as the Baltimore House of Refuge. For nearly ninety years, it was supported by private subscriptions supplemented by State appropriations. In 1918, the institution was taken over by the State and named the Maryland Training School for Boys.

The Board of Managers consists of nine members appointed by the Governor, without the consent of the Senate, three every two years for a term of six years; and the Governor, ex-officio; State Comptroller; and State Treasurer.

White male minors are committed by any Court, Juvenile Court, or Justice of the Peace. School classes are available through the ninth grade and Practical Arts Courses along agricultural and industrial lines. Related subject classes are included in the Practical Arts Courses.

The 1941 valuation of the school's plant, equipment, and land was \$1,217,904.



## MARYLAND

DEPT. OF BUDGET  
AND PROCUREMENTSTATE PLANNING  
COMMISSION

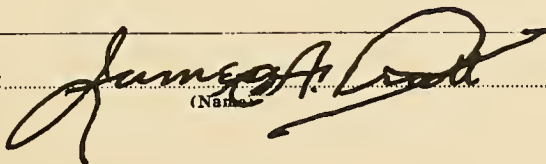
## SIX-YEAR CAPITAL IMPROVEMENT PROGRAM

## DEPARTMENTAL SUMMARY

Department: MARYLAND TRAINING SCHOOL FOR BOYSDate September 18, 1942

Departmental Priority		NAME OF PROJECT	Total Estimated Capital Cost	Annual Increase + Decrease — in Operating Budget	Status of Plans & Site	Constr. Time In Mos.	Est. Life in Yrs.
By No.	By Group						
1	A	Reconditioning refrigerating plant	\$ 4,200	\$ ---			
2	A	Replacing coal ranges with electric ranges	1,477	---			
3	A	Retube boilers	900	---			
4	A	Resurfacing roads	1,500	---			
5	A	Trainees' living and school quarters, 288,600 cu. ft.	180,000	+27,299			
6	B	Sewage disposal plant	5,000	+ 50			
7	B	Painting water tank	850				
8	C	Hospital	144,000	+ 3,918			
9	C	Gymnasium - chapel	152,550	+ 3,745			
			\$ 499,417	\$ 39,832			
Money available			10,000				
Net cost of program			\$ 489,417				
Trainees living quarters			115,500	<u>1/</u> +16,967			
<u>1/</u> This was approved in State Legislature.							

Submitted by:



(Name)

Superintendent

(Title)





## MARYLAND TRAINING SCHOOL FOR COLORED GIRLS

This institution was originally known as the Industrial Home for Colored Girls, a private institution which received some State aid. It was organized to provide for delinquent colored girls. In 1931 the State took over the institution, named it the Maryland Training School for Colored Girls, and transferred the school from Melvale, near Baltimore, to Glen Burnie, Maryland.

The school is controlled by a Board of Managers, nine in number. It accommodates from 85 to 90 girls ranging in age from 8 to 18 years. All are committed on charges of delinquency. The program of the Institution is based on a proposed school population of 180 to 200.

The 1941 valuation of this institution's plant, equipment, and land was \$279,420.



## MARYLAND

DEPT. OF BUDGET  
AND PROCUREMENTSTATE PLANNING  
COMMISSION

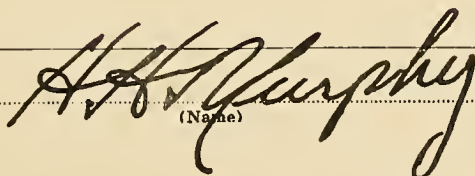
## SIX-YEAR CAPITAL IMPROVEMENT PROGRAM

## DEPARTMENTAL SUMMARY

Department: MARYLAND TRAINING SCHOOL FOR COLORED GIRLS Date August 17, 1942

Departmental Priority		NAME OF PROJECT	Total Estimated Capital Cost	Annual Increase + Decrease— in Operating Budget	Status of Plans & Site	Constr. Time In Mos.	Est. Life In Yrs.
By No.	By Group						
1	A	Gravity sewer system	\$ 30,000 <sup>1/</sup>	\$ ---			
2	A	Farm center group of buildings	26,700	---			
3	B	Cottage for maternity cases	127,540	+11,500			
4	B	Cottage for inmates, 50 persons	108,560	+11,140			
5	C	Cottage for inmates, 50 persons	108,560	+11,140			
6	C	Fencing property	25,877	---			
7	C	Central heating and distributing plant	100,000	---			
8	C	Railroad siding from Glen Burnie	28,000	---			
			<b>\$ 555,237</b>	<b>\$ 433,780</b>			
		<p><sup>1/</sup> Bonds originally planned for \$40,000, \$10,000 were issued for gravity sewer temporary installation.</p>					

Submitted by:



(Name)

President

(Title)



## MONTROSE SCHOOL FOR GIRLS

This institution was founded in 1831 as the Maryland House of Refuge for boys and girls. In 1866 it was incorporated as the Industrial School for Girls and in 1898 placed entirely in charge of women. The State purchased the Montrose estate at Reisterstown for the school in 1918 and in 1922 changed the name to Montrose School for Girls.

The direction of the institution is vested in a Board of Managers consisting of fifteen members, eight of whom shall be women. The members are appointed five each biennium for terms of six years. White girls under eighteen without proper care and guardianship are committed by the Courts, the Juvenile Court of Baltimore, or Magistrates throughout the State. The school has a normal capacity of 120, but more girls would probably be assigned if accommodations were available.

The program provides for the increased enrollment, and segregation of the younger from the older girls.

The 1941 valuation of the institution's plant, equipment, and land was \$655,745.

6000 - 11000 - 100000

... ..  
... ..  
... ..  
... ..

... ..  
... ..  
... ..  
... ..  
... ..  
... ..

... ..  
... ..  
... ..

## MARYLAND

DEPT. OF BUDGET  
AND PROCUREMENTSTATE PLANNING  
COMMISSION

## SIX-YEAR CAPITAL IMPROVEMENT PROGRAM

## DEPARTMENTAL SUMMARY

Department: MONTROSE SCHOOL FOR GIRLS

Date August 17, 1943

Departmental Priority		NAME OF PROJECT	Total Estimated Capital Cost	Annual Increase + Decrease — in Operating Budget	Status of Plans & Site	Constr. Time in Mos.	Est. Life in Yrs.
By No.	By Group						
		School and Housing Group					
1	A	Addition to School Building	\$ 25,000	\$ ---			
2	A	Dormitory for 28 girls	90,000	+ 7,820 <sup>1/</sup>			
3	A	Addition to Vocational Building	39,000	---			
		Equipment					
4	A	General Equipment	5,500	+ 835			
		Miscellaneous Construction					
5	A	Roads	15,000	---			
6	A	Vegetable Cellar	1,200	---			
7	A	Extension water line	2,000	---			
8	A	Replace hog house	4,500	+ 200 <sup>2/</sup>			
9	A	New grain barracks	8,200	---			
10	A	Outdoor swimming pool	5,500	---			
11	A	Cold storage plant	2,000	---			
12	B	New dormitory, 28 girls	90,000	+ 7,015 <sup>3/</sup>			
13	B	Superintendent's Residence	23,500	---			
14	C	Addition to church	17,000	+ 175 <sup>4/</sup>			
15	C	Wood frame silo	3,000	---			
16	C	Dairy barn	14,000	---			
Total			\$ 345,400	\$+16,045			
<p>1/ Budget increase due to 1A, 2A, 3A.  2/ Budget increase due to 5A, to 11A.  3/ Budget increase due to 12B, 13B.  4/ Budget increase due to 14C, 15C, 16C</p>							
(continued on next page)							

Submitted by:

*Mr. Adolf Guttmacher*  
(Name)

President of Board of Directors  
(Title)





MARYLAND

DEPT. OF BUDGET  
AND PROCUREMENT

STATE PLANNING  
COMMISSION

SIX-YEAR CAPITAL IMPROVEMENT PROGRAM

DEPARTMENTAL SUMMARY

Department: MONTROSE SCHOOL FOR GIRLS

Date August 17, 1942

Departmental Priority		NAME OF PROJECT	Total Estimated Capital Cost	Annual Increase + Decrease— in Operating Budget	Status of Plans & Site	Constr. Time in Mos.	Est. Life in Yrs.
By No.	By Group						
		<p>(continued)</p> <p>The 1941 Program included \$6,500 for Engineer's house and \$3,000 for addition to chauffeur's house. These were repaired at a cost of \$350 and were not resubmitted in 1943 program.</p>					

Submitted by: Mr. Adolf Guttmacher  
(Name)

President of Board of Directors  
(Title)



MARYLAND STATE SCHOOL FOR THE DEAF

This institution, the main hall of which was constructed in 1870, is located at Frederick, Maryland. It is governed by a Board of thirty members, serving indefinite terms. The Governor makes appointments only to fill vacancies.

All deaf children of citizens of the State are granted free scholarships. Applicants from other states are received at five hundred dollars a year. The age of admission is from five to twenty.

There is no expectation of any material increase in the present number of students.

The 1941 valuation of this institution's plant, equipment, and land was \$768,000.



## MARYLAND

DEPT. OF BUDGET  
AND PROCUREMENTSTATE PLANNING  
COMMISSION

## SIX-YEAR CAPITAL IMPROVEMENT PROGRAM

## DEPARTMENTAL SUMMARY

Department: MARYLAND STATE SCHOOL FOR THE DEAF Date August 17, 1942

Departmental Priority		NAME OF PROJECT	Total Estimated Capital Cost	Annual Increase + Decrease— in Operating Budget	Status of Plans & Site	Constr. Time in Mos.	Est. Life in Yrs.
By No.	By Group						
1	A	Linoleum for halls, main building	\$ 1,100	\$			
2	A	Kitchen range and equipment	900				
3	A	Slate Roof and exterior painting	6,000				
4	A	Additional for fireproof stairway extensions	2,000				
5	B	Hearing aid equipment	3,000				
6	B	Electric dumbwaiter	1,200				
7	B	Library and study hall building	52,600	\$1,500			
Total			\$ 66,800	\$ 1,500			

Submitted by: *Syratius Byrlee* Superintendent  
(Name) (Title)



## MORGAN STATE COLLEGE

This institution was founded in 1867 as the Central Bible Institute for training negro candidates for the Methodist ministry. After twenty years, in recognition of a gift from Rev. L. F. Morgan, the school was named Morgan College. For some years the State contributed toward the support of the school. In November 1939 it became the complete property and responsibility of the State.

The college was taken over by the State of Maryland on the implied assumption that educational segregation will be generally maintained in this commonwealth for an indefinite period. In recognition of the legal aspects of the situation and in justice to the colored population, adequate opportunities for the higher education of negroes must be provided.

The program of the College anticipates an ultimate student population of 1,000. The present is about 400.

The 1941 valuation of the institution's plant, equipment, and land was \$1,235,970.



1  
2  
3  
4  
5

[Faint, illegible text block]

1

## MARYLAND

DEPT. OF BUDGET  
AND PROCUREMENTSTATE PLANNING  
COMMISSION

## SIX-YEAR CAPITAL IMPROVEMENT PROGRAM

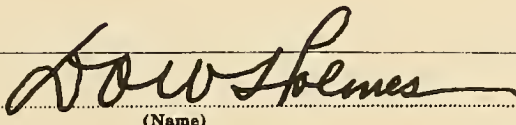
## DEPARTMENTAL SUMMARY

Department: MORGAN STATE COLLEGE

Date August 15, 1942

Departmental Priority		NAME OF PROJECT	Total Estimated Capital Cost	Annual Increase + Decrease— in Operating Budget	Status of Plans & Site	Constr. Time in Mos.	Est. Life in Yrs.
By No.	By Group						
1	A	Completion of Power Plant	\$ 45,000	\$ --			
2	A	Books for library, \$5,000 each of six years	30,000	+ 1,800			
3	A	Scientific and laboratory equipment	30,000	--			
4	B	Renovations	35,000	--			
5	B	Lighting equipment	25,000	--			
6	B	Grading and landscaping	20,000	--			
7	B	Recreation areas	4,000	--			
8	B	Paving roads and parking lots	20,000	--			
9	B	Water lines	15,000	--			
10	B	Concrete walks	5,000	--			
11	B	Protective fence	25,000	--			
12	B	Service tunnels	50,000	--			
13	B	Gymnasium	268,000	+ 5,000			
14	B	Residences for staff	85,000	--			
15	C	Refectory	100,000	+ 4,200			
16	C	Classroom building	250,000	+ 3,900			
17	C	Women's dormitory	160,000	+ 4,000			
18	C	Men's dormitory	160,000	+ 4,000			
19	C	Auditorium	177,000	+ 3,700			
Total			\$1,504,000	\$+26,600			

Submitted by:



(Name)

President

(Title)



ST. MARY'S FEMALE SEMINARY - JUNIOR COLLEGE

This institution, at St. Mary's City, St. Mary's County, was established in 1839 as a bicentennial memorial to mark the birthplace of the State. It is a state-owned school for boarding and day students of the four-year junior college type.

The control is vested in a Board of Trustees consisting of five Methodists, five Catholics, and five Episcopalians.

Scholarships are awarded by the State Senator in Kent, Queen Anne's, Dorchester, Anne Arundel, Calvert, St. Mary's, Garrett, Allegany, and Washington Counties and in each of the legislative districts in Baltimore City. In the other counties, appointment is made by the County Board of Education.

The 1941 valuation of this institution's plant, equipment, and land was \$381,103.



## MARYLAND

DEPT. OF BUDGET  
AND PROCUREMENTSTATE PLANNING  
COMMISSION

## SIX-YEAR CAPITAL IMPROVEMENT PROGRAM

## DEPARTMENTAL SUMMARY

Department: EDUCATION AND STATE MONUMENT Date August 17, 1942

Departmental Priority		NAME OF PROJECT	Total Estimated Capital Cost	Annual Increase + Decrease— in Operating Budget	Status of Plans & Site	Constr. Time in Mos.	Est. Life in Yrs.
By No.	By Group						
		St. Mary's Female Seminary - Junior College					
1	A	Continuation of treated timber bulkhead	\$ 3,250	\$ --			
2	A	Central heating plant	35,000	--			
3	A	Wharf for unloading coal	1,800	+ 30			
4	B	Wing on Home Economics cottage	1,000	--			
5	B	Purchase of Wherrit property	45,000	7,000			
6	B	Reconditioning buildings	2,000	--			
Total			\$ 88,050	\$+ 7,030			

Submitted by: M. Adelle France

(Name)

President

(Title)



## MARYLAND TUBERCULOSIS SANATORIA


The State Sanatoria consists of four institutions: State Sanatorium, Mt. Wilson, Eastern Shore Branch, and Henryton. The last is for negro patients. The control of the Sanatoria is vested in a commission made up of ten members. The Governor, Comptroller, and Treasurer are members ex-officio. The remaining seven, nonsalaried members, are appointed biennially for terms of six years duration.

There has been no variation in the trend of the disease in Maryland which would require changing the statements reported in 1941. At that time the total capacity of the department seemed adequate to accommodate the total number of active cases. The ratio, however, between the negro and white cases is not the same as the facilities provided. Sixty more beds for colored patients are required.

The Commission does not anticipate any expansion of the existing facilities for white people. There is a real need for modernizing some of the existing facilities.

The 1941 valuation of the four institutions' plants, equipment, and land was \$3,138,335.





## MARYLAND

DEPT. OF BUDGET  
AND PROCUREMENTSTATE PLANNING  
COMMISSION

## SIX-YEAR CAPITAL IMPROVEMENT PROGRAM

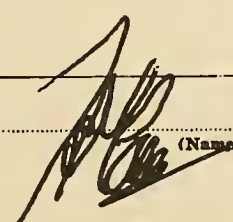
## DEPARTMENTAL SUMMARY

Department: MARYLAND TUBERCULOSIS SANATORIA

Date August 14, 1942

Departmental Priority		NAME OF PROJECT	Total Estimated Capital Cost	Annual Increase + Decrease in Operating Budget	Status of Plans & Site	Constr. Time in Mos.	Est. Life in Yrs.
By No.	By Group						
1	A	State Sanatorium X-ray and flueroscopic unit Salisbury, Md.	\$ 4,000				
2	A	Concrete shingle cottags for clerk	3,000				
3	A	State Sanatorium, Md. Fireproof brick structure	158,000 <sup>1/</sup>				
4	B	Henryton, Md. Addition to hospital building	65,000	+21,000			
5	B	State Sanatorium, Md. Steam turbines to operate generators in electric plant	10,000				
Total			250,000	\$ 421,000			
<p><sup>1/</sup> Submitted in 1941 for \$258,000. Bonds to the amount of \$100,000 sold in 1942.</p>							

Submitted by:



(Name)

General Superintendent

(Title)




COMMISSIONER OF MOTOR VEHICLES

The Commissioner has jurisdiction, subject to review by courts, over registering, titling, licensing driving qualifications, collection of fines and other factors which control the operation of motor vehicles within the State.

The duties of the Motor Vehicle Commissioner are such that he does not require any large or expanding groups of buildings. The present quarters once overcrowded are adequate under the present war-time restrictions to automobile travel. With the resumption of normal travel the Commissioner will require more room. The project listed is in anticipation of this need.

The 1941 valuation of the plant, equipment, and land of the Motor Vehicles Commissioner was \$401,392.



## MARYLAND

DEPT. OF BUDGET  
AND PROCUREMENTSTATE PLANNING  
COMMISSION

## SIX-YEAR CAPITAL IMPROVEMENT PROGRAM

## DEPARTMENTAL SUMMARY

Department: COMMISSIONER OF MOTOR VEHICLESDate July 21, 1942

Departmental Priority		NAME OF PROJECT	Total Estimated Capital Cost	Annual Increase + Decrease— in Operating Budget	Status of Plans & Site	Constr. Time in Mos.	Est. Life in Yrs.
By No.	By Group						
1	A	Addition to present building	\$450,000	\$+20,000			
2	A	Construction of test or inspection runway	5,000				
Total			\$455,000	\$+20,000			

Submitted by: W Lee Colgan

(Name)

Commissioner

(Title)



DEPARTMENT OF MARYLAND STATE POLICE

The Motor Vehicle Deputies, in 1935, were separated from the Motor Vehicle Commissioner's office, and created into the Maryland State Police. The Department is directed by the Superintendent, appointed by the Governor, with the rank of Major in the Department.

The present Superintendent prepared an exhaustive study of the Police Department. In light of the generally accepted standards, Maryland had a police force inadequately manned.

The war has had two effects on the Department. It has enabled it to move into the quarters of the Maryland National Guard at Pikesville, thus relieving congestion, and the drastic curtailment of motor vehicular travel had decreased the demands made on the existing personnel.

The project submitted, while not urgent now, will increase rapidly in significance with the cessation of hostilities and the resumption of normal travel.

The 1941 valuation of the plant, equipment, and land of the Maryland State Police was \$390,018.





## MARYLAND

DEPT. OF BUDGET  
AND PROCUREMENTSTATE PLANNING  
COMMISSION


## SIX-YEAR CAPITAL IMPROVEMENT PROGRAM

## DEPARTMENTAL SUMMARY

Department: MARYLAND STATE POLICEDate August 24, 1942

Departmental Priority		NAME OF PROJECT	Total Estimated Capital Cost	Annual Increase + Decrease— in Operating Budget	Status of Plans & Site	Constr. Time in Mos.	Est. Life in Yrs.
By No.	By Group						
1	A	Vicinity of Frederick, Md. Platoon barracks quarters, brick	\$ 42,724	\$+ 300			
2	A	Vicinity of Hagerstown, Md. Platoon barracks quarters, brick	42,724	+ 300			
3	A	Vicinity of Waldorf, Md. Troop headquarters, brick	57,150	+ 400			
4	A	Vicinity of Cumberland, Md. Troop headquarters, brick	57,150	+ 400			
5	A	Waterloo - Jessups P. O., Md. Troop headquarters alterations to present building	23,500	+ 150			
6	A	Benson, Md. Troop headquarters, alterations to present building	14,900	+ 150			
7	A	Salisbury, Md. Troop headquarters, alterations to present building	17,600	+ 150			
8	A	Waterloo, Jessups P. O., Md. Training school quarters, brick	185,550	+1,500			
9	A	Baltimore, Md. Enlargement of headquarters building	69,902	+ 500			
Total			\$ 511,200	\$+3,850			


Submitted by:



(Name)

Superintendent

(Title)



## MILITARY DEPARTMENT

The Military Department as constituted at the time of the former Capital Improvement Program is now in service with the armed forces of the Federal Government. As such the normal State duties and operation have been taken over by temporary agencies.

The program submitted will become more important when the war is over and the Maryland National Guard resumes it's normal operation in the State.

The twenty-two armories will require repairs, alterations, etc., to enable them to meet the demands which will be placed on them. Until that time no urgent work is required.

The 1941 valuation of the plant, equipment, and land of the Military Department was \$4,591,257.



MARYLAND

DEPT. OF BUDGET  
AND PROCUREMENT

STATE PLANNING  
COMMISSION

SIX-YEAR CAPITAL IMPROVEMENT PROGRAM

DEPARTMENTAL SUMMARY

Department: MILITARY DEPARTMENT Date August 27, 1942.

Departmental Priority		NAME OF PROJECT	Total Estimated Capital Cost	Annual Increase + Decrease in Operating Budget	Status of Plans & Site	Constr. Time in Mos.	Est. Life in Yrs.
By No.	By Group						
1	B	Erection of garage under Fifth Regiment Armory Plaza	\$ 50,000				
		Pikesville					
2	B	Erection of garages	25,000				
Total			75,000				

Submitted by:

Colonel, Q.M.C.  
Acting Ranking Line Officer

For Brigadier General Francis Petrott



## HALL OF RECORDS COMMISSION

The Hall of Records Commission was created in 1935. It is a board of seven members, un-salaried, which supervises and controls the Hall of Records building and appoints the Archivist who has charge of the active management of the building and its contents.

Every state, county, city, town, or public official in the State is authorized to deposit for preservation, any original papers, books, records, etc., not in current use. The Commission accepts gifts or deposits of like nature from other than government officers.

All records are preserved in fireproof air-conditioned stacks. The Hall of Records is open to the public.

The 1941 valuation of the plant, equipment, and land of the Hall of Records was \$260,217.





## MARYLAND

DEPT. OF BUDGET  
AND PROCUREMENTSTATE PLANNING  
COMMISSION

## SIX-YEAR CAPITAL IMPROVEMENT PROGRAM

## DEPARTMENTAL SUMMARY

Department: HALL OF RECORDS COMMISSIONDate July 28, 1942

Departmental Priority		NAME OF PROJECT	Total Estimated Capital Cost	Annual Increase + Decrease— in Operating Budget	Status of Plans & Site	Constr. Time In Mos.	Est. Life In Yrs.
By No.	By Group						
1	B	Construction and equipment of library room	\$ 1,500	--			

Submitted by:

*Morris J. Radloff*

(Name)

Archivist

(Title)



## BOARD OF NATURAL RESOURCES

The agency was created in 1941 by uniting under one direction groups which had been operating for considerable periods of time. The scope of work is indicated by the personnel of the Board, which is composed of the Chairman of the Board of Tidewater Fisheries; the State Game Warden; the State Forester; the Director of the Department of Geology, Mines and Water Resources; the Director of Research and Education; Chairman of the Maryland Publicity Commission; and six other members to be appointed by the Governor. The term of the appointed members is six years. The Departments included are Tidewater Fisheries; Game and Inland Fish; State Forests and Parks; and Research and Education.

The last three have submitted the programs which follow.

Faint, illegible text, possibly bleed-through from the reverse side of the page. The text is arranged in several lines and appears to be a list or a series of entries, but the characters are too light to transcribe accurately.


DEPARTMENT OF RESEARCH AND EDUCATION

The Board of Natural Resources has the development of fish hatcheries as a part of the conservation activities on marine fishes and terrapin, which is a part of the program of the Commission.

In 1932, the Chesapeake Biological Laboratory, on Solomon's Island was formerly opened. This laboratory, now the headquarters of the Department of Research and Education, is occupied with investigations into pertinent problems concerning crabs, oysters, fish and certain of their related forms and enemies. The problem of terrapin propagation is receiving considerable attention by the agency.

The laboratory has been used as headquarters for students of Maryland interested in the study of the biology of the Chesapeake Bay and its tributaries.

The valuation, in 1941, of the establishment at the Solomon's Island site was \$109,500.



## MARYLAND

DEPT. OF BUDGET  
AND PROCUREMENTSTATE PLANNING  
COMMISSION

## SIX-YEAR CAPITAL IMPROVEMENT PROGRAM


## DEPARTMENTAL SUMMARY

BOARD OF NATURAL RESOURCES

Department: ... DEPARTMENT OF RESEARCH AND EDUCATION ... Date August 15, 1942.

Departmental Priority		NAME OF PROJECT	Total Estimated Capital Cost	Annual Increase + Decrease— in Operating Budget	Status of Plans & Site	Constr. Time In Mos.	Est. Life In Yrs.
By No.	By Group						
1	A	Laboratory for teaching, research, etc.	\$ 62,605	\$+ 500			
2	A	Storage building and cover for vehicles	6,845	+ 20			
3	A	Insulation and heating of present building	5,776	+ 450			
4	B	Hatchery building and rearing pens	9,246	+1,375			
5	B	Pier construction	4,772	--			
Total			\$ 89,244	\$+2,345			

Submitted by: .....


  
(Name)

Director

(Title)





## MARYLAND STATE FORESTS AND PARKS

This Department formerly known as the State Department of Forestry operating under the Board of Regents of the University of Maryland, is now a department under the Board of Natural Resources.

Nine State Forests and six State Parks, consisting of about 70,000 acres in eleven different counties which are owned by the State and some 42,000 acres of Federal owned land under 99 year leases to the State. The Department has two main functions: first, the timber production and watershed protection; second, the establishment and development of recreational areas for the people of the State. In the years immediately preceding the war the annual attendance was about half a million.

The program submitted seems large when compared to past appropriations. If the Federal Government participation is continued in the future as in the recent past, the cost to the State will be considerably less than the total given.

The 1941 valuation of assets of the Department of Forests and Parks was \$614,945.



## MARYLAND

DEPT. OF BUDGET  
AND PROCUREMENTSTATE PLANNING  
COMMISSION

## SIX-YEAR CAPITAL IMPROVEMENT PROGRAM

## DEPARTMENTAL SUMMARY

BOARD OF NATURAL RESOURCES

Department: STATE DEPARTMENT OF FORESTRY Date August 17, 1942

Departmental Priority		NAME OF PROJECT	Total Estimated Capital Cost	Annual Increase + Decrease— in Operating Budget	Status of Plans & Site	Constr. Time In Mos.	Est. Life In Yrs.
By No.	By Group						
		<u>FIRST YEAR</u>					
		State Forests					
		Swallows Falls	\$ 16,750				
		Savage River	17,600				
		Land Purchases	61,667				
		State Parks					
		Patapsco	15,600				
		Gambrill	700				
		Washington Monument	550				
		Land Purchases	20,334				
		Supervisors Headquarters					
		Hillmeade	6,000				
		Ridgeville	6,000				
		Cumberland	5,750				
		Fire Towers					
		Powellville	2,200				
		Stoney Forest	1,400				
		Ryceville	550				
		Guard Stations - Tool Shop					
		Elder Hill	1,000				
		Frostburg	1,000				
		Cool Spring	500				
		Motor Vehicles					
		District Supervisor's and guards	2,250				
		Mobile Machine Shop	1,200				
		Radio Stations					
		Fixed	1,000				
		Mobile	400				
		Total	\$ 162,451				

Submitted by:

Joseph F. Kaylor  
(Name)

State Forester

(Title)



## MARYLAND

DEPT. OF BUDGET  
AND PROCUREMENTSTATE PLANNING  
COMMISSION

## SIX-YEAR CAPITAL IMPROVEMENT PROGRAM

## DEPARTMENTAL SUMMARY

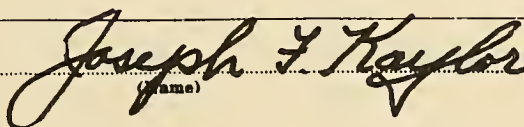
BOARD OF NATURAL RESOURCES

Department: STATE DEPARTMENT OF FORESTRY

Date August 17, 1942

Departmental Priority		NAME OF PROJECT	Total Estimated Capital Cost	Annual Increase + Decrease— in Operating Budget	Status of Plans & Site	Constr. Time In Mos.	Est. Life In Yrs.
By No.	By Group						
		<u>SECOND YEAR</u>					
		State Forests					
		Swallows Falls	\$ 14,000				
		Potomac	2,050				
		Savage River	21,000				
		Pocomoke	4,800				
		Land Purchases	61,667				
		State Parks					
		Elk Neck	20,800				
		Patapsco	11,000				
		Wye Oak	4,700				
		Land Purchases	20,334				
		Supervisor's Headquarters					
		Hillmeade	2,300				
		Ridgeville	2,300				
		Cub Hill	750				
		Cumberland	3,000				
		Tableland	250				
		Hog Hills	2,500				
		Fire Towers					
		Powellville	300				
		Ryceville	350				
		Dan's Rock	800				
		Fairview	1,500				
		Guard Stations					
		Elder Hill	350				
		Frostburg	500				
		Cool Spring	1,500				
		McCool	500				
		(continued on next page)					

Submitted by:


  
 (Name)

State Forester

(Title)



## MARYLAND

DEPT. OF BUDGET  
AND PROCUREMENTSTATE PLANNING  
COMMISSION

## SIX-YEAR CAPITAL IMPROVEMENT PROGRAM

## DEPARTMENTAL SUMMARY

BOARD OF NATURAL RESOURCES

Department: STATE DEPARTMENT OF FORESTRY

Date August 17, 1942

Departmental Priority		NAME OF PROJECT	Total Estimated Capital Cost	Annual Increase + Decrease— in Operating Budget	Status of Plans & Site	Constr. Time in Mos.	Est. Life In Yrs.
By No.	By Group						
		<u>SECOND YEAR</u> (continued)					
		Motor Vehicles					
		District Supervisor's and guards	\$ 2,250				
		Mobile Machine Shop	2,000				
		Radio Stations					
		Fixed	1,000				
		Mobile	400				
		Total	\$ 182,901				

Submitted by:

*Joseph F. Kaylor*  
(Name)

State Forester

(Title)





## MARYLAND

DEPT. OF BUDGET  
AND PROCUREMENTSTATE PLANNING  
COMMISSION

## SIX-YEAR CAPITAL IMPROVEMENT PROGRAM

## DEPARTMENTAL SUMMARY

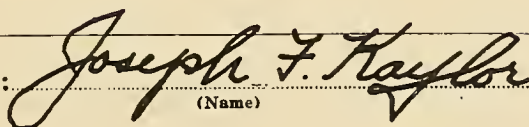
BOARD OF NATURAL RESOURCES

Department: STATE DEPARTMENT OF FORESTRY

Date August 17, 1942

Departmental Priority		NAME OF PROJECT	Total Estimated Capital Cost	Annual Increase + Decrease— in Operating Budget	Status of Plans & Site	Constr. Time In Mos.	Est. Life In Yrs.
By No.	By Group						
		<u>THIRD YEAR</u>					
		State Forests					
		Swallows Falls	\$ 12,500				
		Potomac	15,200				
		Savage River	16,200				
		Green Ridge	7,650				
		Pocomoke	9,325				
		Land Purchases	61,667				
		State Parks					
		Elk Neck	21,500				
		Patapsco	9,200				
		Gambrill	7,000				
		Land Purchases	20,333				
		Supervisor's Headquarters					
		Cub Hill	1,800				
		Tableland	4,150				
		Hog Hills	5,000				
		Blue Ridge	1,500				
		Fire Towers					
		Dan's Rock	2,000				
		Fairview	800				
		Foxville	1,800				
		Cub Hill	1,500				
		Marriott's Hill	1,000				
		Round Top	500				
		Derwood	500				
		Guard Stations - Tool Shops					
		Westernport	1,000				
		Cool Spring	200				
		McCool	1,300				
		Smithsburg	500				
		Foy's Hill	500				
		(continued on next page)					

Submitted by:



(Name)

State Forester

(Title)



## MARYLAND

DEPT. OF BUDGET  
AND PROCUREMENTSTATE PLANNING  
COMMISSION

## SIX-YEAR CAPITAL IMPROVEMENT PROGRAM

## DEPARTMENTAL SUMMARY


BOARD OF NATURAL RESOURCES

Department: STATE DEPARTMENT OF FORESTRY

Date August 17, 1942

Departmental Priority		NAME OF PROJECT	Total Estimated Capital Cost	Annual Increase + Decrease— in Operating Budget	Status of Plans & Site	Constr. Time in Mos.	Est. Life in Yrs.
By No.	By Group						
		<u>THIRD YEAR</u> (continued)					
		Motor Vehicles	\$				
		District Supervisor's and guards		2,250			
		Radio Stations					
		Fixed		1,000			
		Mobile		200			
		Total	\$	208,075			

Submitted by:


  
 (Name)

State Forester

(Title)



## MARYLAND

DEPT. OF BUDGET  
AND PROCUREMENTSTATE PLANNING  
COMMISSION

## SIX-YEAR CAPITAL IMPROVEMENT PROGRAM

## DEPARTMENTAL SUMMARY

BOARD OF NATURAL RESOURCES

Department: STATE DEPARTMENT OF FORESTRY

Date August 17, 1942

Departmental Priority		NAME OF PROJECT	Total Estimated Capital Cost	Annual Increase + Decrease— in Operating Budget	Status of Plans & Site	Constr. In Mths.	Est. Life In Yrs.
By No.	By Group						
		<u>FOURTH YEAR</u>					
		State Forests					
		Swallows Falls	\$ 13,500				
		Savage River	10,100				
		Green Ridge	13,000				
		Elk Neck	2,000				
		Cedarville-Doncaster	1,000				
		Land Purchases	61,667				
		State Parks					
		Elk Neck	26,500				
		Patapsco	5,200				
		Gambrill	3,000				
		Land Purchases	20,333				
		Supervisor's Headquarters					
		Cub Hill	3,100				
		Tableland	1,800				
		Hog Hills	2,650				
		Blue Ridge	4,950				
		Shiloh	450				
		Fire Towers					
		Dan's Rock	200				
		Fairview	200				
		Foxville	500				
		Cub Hill	500				
		Marriott's Hill	1,900				
		Round Top	1,300				
		Derwood	1,500				
		Black Hill	1,500				
		Nassawanga	800				
		Sampson's Rock	150				
		Guard Stations - Tool Shop					
		Westernport	500				
		McCool	200				
		Smithsburg	1,500				
		Foy's Hill	1,800				
		Church Creek	800				
		(continued on next page)					

Submitted by:

Joseph F. Kaylor  
(Name)

State Forester

(Title)



MARYLAND

DEPT. OF BUDGET,  
AND PROCUREMENT

STATE PLANNING  
COMMISSION

SIX-YEAR CAPITAL IMPROVEMENT PROGRAM

DEPARTMENTAL SUMMARY

BOARD OF NATURAL RESOURCES

Department: STATE DEPARTMENT OF FORESTRY

Date August 17, 1942

Departmental Priority		NAME OF PROJECT	Total Estimated Capital Cost	Annual Increase + Decrease— in Operating Budget	Status of Plans & Site	Constr. Time in Mos.	Est. Life in Yrs.
By No.	By Group						
		<u>FOURTH YEAR</u> (continued)					
		Motor Vehicles					
		District Supervisor's and guards	\$ 8,000				
		Radio Stations					
		Fixed	1,000				
		Mobile	400				
			<hr/>				
			\$ 192,000				

Submitted by: *Joseph F. Taylor*  
(Name)

State Forester  
(Title)





## MARYLAND

DEPT. OF BUDGET  
AND PROCUREMENTSTATE PLANNING  
COMMISSION

## SIX-YEAR CAPITAL IMPROVEMENT PROGRAM

## DEPARTMENTAL SUMMARY


BOARD OF NATURAL RESOURCES

Department: STATE DEPARTMENT OF FORESTRY

Date August 17, 1942

Departmental Priority		NAME OF PROJECT	Total Estimated Capital Cost	Annual Increase + Decrease— in Operating Budget	Status of Plans & Site	Constr. Time in Mos.	Est. Life in Yrs.
By No.	By Group						
		<u>FIFTH YEAR</u>					
		State Forests					
		Swallows Falls	\$ 24,500				
		Savage River	12,150				
		Green Ridge	10,000				
		Elk Neck	10,750				
		Cedarville-Doncaster	250				
		Land Purchases	61,667				
		State Parks					
		Elk Neck	17,500				
		Patapsco	8,200				
		Fort Frederick	1,500				
		Land Purchases	20,333				
		Supervisor's Headquarters					
		Tableland	1,000				
		Hog Hills	1,900				
		Blue Ridge	2,500				
		Shiloh	2,000				
		Fire Towers					
		Marriott's Hill	300				
		Round Top	200				
		Derwood	500				
		Black Hill	1,500				
		Nassawanga	200				
		Sampson's Rock	1,000				
		Snow Hill	1,500				
		Quirauk	1,500				
		Hamburg	1,800				
		Easton	1,000				
		Woodensburg	2,000				
		Ridgeville	250				
		Table Rock	1,900				
		(continued on next page)					

Submitted by:


  
(Name)

State Forester

(Title)



## MARYLAND

DEPT. OF BUDGET  
AND PROCUREMENTSTATE PLANNING  
COMMISSION

## SIX-YEAR CAPITAL IMPROVEMENT PROGRAM

## DEPARTMENTAL SUMMARY

BOARD OF NATURAL RESOURCES

Department: STATE DEPARTMENT OF FORESTRY Date August 17, 1942


Departmental Priority		NAME OF PROJECT	Total Estimated Capital Cost	Annual Increase + Decrease— in Operating Budget	Status of Plans & Site	Constr. Time in Mos.	Est. Life in Yrs.
By No.	By Group						
		<u>FIFTH YEAR</u> (continued)					
		Guard Stations - Tool Shops					
		Smithsburg	\$ 500				
		Foy's Hill	200				
		Church Creek	200				
		Great Mills	800				
		Green Hills	1,500				
		Motor Vehicles					
		District Supervisor's and guards	8,000				
		Radio Stations					
		Fixed	1,000				
		Mobile	400				
			<hr/>				
			\$ 200,500				

Submitted by:

*Joseph F. Kaylor*  
(Name)

State Forester

(Title)



## MARYLAND

DEPT. OF BUDGET  
AND PROCUREMENTSTATE PLANNING  
COMMISSION

## SIX-YEAR CAPITAL IMPROVEMENT PROGRAM

## DEPARTMENTAL SUMMARY

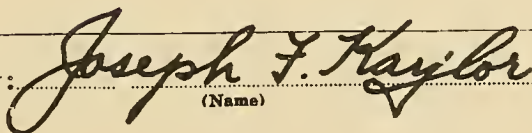
BOARD OF NATURAL RESOURCES

Department: STATE DEPARTMENT OF FORESTRY Date August 17, 1942

Departmental Priority		NAME OF PROJECT	Total Estimated Capital Cost	Annual Increase + Decrease— in Operating Budget	Status of Plans & Site	Constr. Time in Mos.	Est. Life in Yrs.
By No.	By Group						
		<u>SIXTH YEAR</u>					
		State Forests					
		Swallows Falls	\$ 12,500				
		Savage River	2,100				
		Green Ridge	5,000				
		Elk Neck	1,500				
		Cedarville-Doncaster	13,100				
		Pocomoke	2,000				
		Land Purchases	61,667				
		State Parks					
		Elk Neck	9,000				
		Patapsco	2,200				
		Fort Frederick	1,000				
		Fort Tonoloway	31,700				
		Land Purchases	20,333				
		Supervisor's Headquarters					
		Shiloh	3,450				
		Fire Towers					
		Black Hill	1,200				
		Sampson's Rock	300				
		Snow Hill	300				
		Quirauk	2,000				
		Hamburg	800				
		Easton	2,500				
		Woodensburg	2,000				
		Ridgeville	3,500				
		Table Rock	1,300				
		Sugar Loaf	5,800				
		Chestnut Hill	1,650				
		Elliott's Hill	5,200				

(continued on next page)

Submitted by:



(Name)

State Forester

(Title)



## MARYLAND

DEPT. OF BUDGET  
AND PROCUREMENTSTATE PLANNING  
COMMISSION

## SIX-YEAR CAPITAL IMPROVEMENT PROGRAM

## DEPARTMENTAL SUMMARY

BOARD OF NATURAL RESOURCES

Department: STATE DEPARTMENT OF FORESTRY

Date August 17, 1942

Departmental Priority		NAME OF PROJECT	Total Estimated Capital Cost	Annual Increase + Decrease— in Operating Budget	Status of Plans & Site	Constr. Time In Mos.	Est. Life In Yrs.
By No.	By Group						
		<u>SIXTH YEAR</u> (continued)					
		Guard Stations - Tool Shops					
		Great Mills	\$ 200				
		Green Hills	500				
		Tonoloway Ridge	2,300				
		Motor Vehicles					
		District Supervisor's and guards	8,000				
		Radio Stations					
		Fixed	1,000				
		Mobile	200				
		Total	\$ 204,300				

Submitted by

*Joseph F. Haylor*  
(Name)

State Forester

(Title)





DEPARTMENT OF GAME AND INLAND FISH

The funds from which this agency operates are derived solely from license fees and do not affect the general levy of the State. In the interest of completeness, the program is included in this report although the Director of the Budget and Procurement and the Maryland State Planning Commission do not make any recommendations concerning it.

This department, which in one form or another has existed since 1896, has dual responsibilities. The Game Division is occupied with the propagation of game and the enforcement of the game laws. It operates by the revenue received from hunters' licenses.

The Inland Fish Division is engaged in the enforcement of fresh water fish laws and the propagation of fresh water fish in captivity.

The combined 1941 assets of these divisions are \$235,780.



## MARYLAND

DEPT. OF BUDGET  
AND PROCUREMENTSTATE PLANNING  
COMMISSION

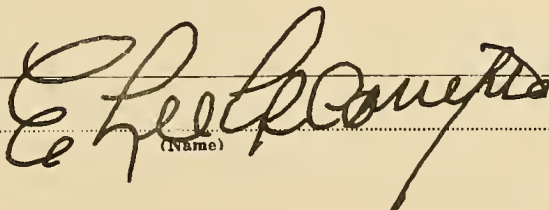
## SIX-YEAR CAPITAL IMPROVEMENT PROGRAM

## DEPARTMENTAL SUMMARY

Department: GAME AND INLAND FISH COMMISSION Date July 12, 1942.

Departmental Priority		NAME OF PROJECT	Total Estimated Capital Cost	Annual Increase + Decrease - in Operating Budget	Status of Plans & Site	Constr. Time In Mos.	Est. Life In Yrs.
By No.	By Group						
1	A	Indian Spring Wildlife Demonstration Area	56,000				
2	A	Thayer Game Refuge Area	44,000				
3	A	Washington County Game Refuge Area	55,000				
4	A	Billmeyer Game Refuge Area	24,000				
5	A	Idylwild Wildlife Demonstration Area	7,000				
6	A	Wellington Wildlife	2,000				
			<b>188,000</b>				

Submitted by:



(Name)

State Game Warden

(Title)



UNIVERSITY OF MARYLAND

The University of Maryland, founded in 1807 as the College of Medicine of Maryland. The Maryland Agricultural College was chartered in 1856. After various changes these two institutions merged in 1920 and became the University of Maryland.

The government of the University is vested in a Board of Regents consisting of nine members appointed by the Governor, each for a term of nine years.

The program submitted by the University of Maryland deals with the divisions of the University at College Park, Baltimore, and Princess Anne. The colleges of the University are at College Park; the Law, Medical, Dental Schools, etc., are at Baltimore, and the Schools of Agriculture and Home Economics for negroes are at Princess Anne.

The 1941 valuation of the plant, equipment, and land of the University of Maryland was \$12,513,458, divided as follows:

Maryland University Hospital	\$2,777,259
Baltimore Schools	2,862,883
College Park Schools	6,352,320
Princess Anne Schools	432,995
Various	<u>88,001</u>
Total	12,513,458



## MARYLAND

DEPT. OF BUDGET  
AND PROCUREMENTSTATE PLANNING  
COMMISSION

## SIX-YEAR CAPITAL IMPROVEMENT PROGRAM

## DEPARTMENTAL SUMMARY

Department: UNIVERSITY OF MARYLAND Date October 21, 1948

Departmental Priority		NAME OF PROJECT	Total Estimated Capital Cost	Annual Increase + Decrease— in Operating Budget	Status of Plans & Site	Constr. In Mos.	Est. Life In Yrs.
By No.	By Group						
		<b>College Park</b>					
1	A	Purchase of land	\$ 100,000				
2	A	Completion of Armory and equipment	75,000				
3	A	Brooder house and fencing	6,000				
4	A	Completion top floor Home Economics Bldg.	21,350				
5	A	Housing of men, and equipment	180,000				
6	A	Building, laundry and general storage	50,000				
7	A	Brick veneer and addition to two wings and equipment	50,000				
8	A	Refurbish and remodel interior Calvert Hall	50,000				
9	A	Books for library	40,000				
10	A	Greenhouses, (four)	40,000				
11	A	Building to house offices of College of Agriculture, Extension Service etc.	360,000				
12	A	Auditorium and equipment	375,000				
13	A	General classroom building and equipment	225,000				
14	A	Engineering laboratory building and equipment	320,000				
15	A	Dormitory for women and equipment	210,000				
16	A	Women's activity building	200,000				
17	A	Addition to women's gymnasium	70,000				
18	A	Addition to dining hall	40,000				
		<b>Salisbury</b>					
19	A	Laboratory building and equipment	35,000				
<b>Total</b>			<b>\$ 2,447,350</b>				

Submitted by

*HCP Byrd*

(Name)

President

(Title)





## MARYLAND

DEPT. OF BUDGET  
AND PROCUREMENTSTATE PLANNING  
COMMISSION

## SIX-YEAR CAPITAL IMPROVEMENT PROGRAM


## DEPARTMENTAL SUMMARY

Department: UNIVERSITY OF MARYLAND

Date October 21, 1942

Departmental Priority		NAME OF PROJECT	Total Estimated Capital Cost	Annual Increase + Decrease— in Operating Budget	Status of Plans & Site	Constr. Time in Mos.	Est. Life in Yrs.
By No.	By Group						
		Princess Anne					
1	A	Land	\$ 20,000				
2	A	Cottages for faculty (8)	24,000				
3	A	Barn and equipment	20,000				
4	A	Dormitory for men	130,000				
5	A	Apartment building, faculty	24,000				
6	A	Dining hall and kitchen and equipment	100,000				
7	A	Laundry building and equipment	25,000				
8	A	New partitions and refurbishing present agriculture building	5,000				
9	A	Athletic fields and stands	15,000				
10	A	Greenhouse and headhouse	15,000				
		Total	\$ 378,000				

Submitted by:



(Name)

President

(Title)



## MARYLAND

DEPT. OF BUDGET  
AND PROCUREMENTSTATE PLANNING  
COMMISSION

## SIX-YEAR CAPITAL IMPROVEMENT PROGRAM

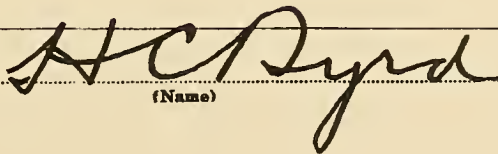
## DEPARTMENTAL SUMMARY

Department: UNIVERSITY OF MARYLAND

Date October 21, 1942

Departmental Priority		NAME OF PROJECT	Total Estimated Capital Cost	Annual Increase + Decrease— in Operating Budget	Status of Plans & Site	Constr. Time in Mos.	Est. Life in Yrs.
By No.	By Group						
		Baltimore, Maryland					
1	A	Purchase of land	\$ 60,000				
2	A	Addition to hospital	40,000				
3	A	Repairs to dispensary	25,000				
4	A	Addition, dental building	70,000				
5	A	Addition, Bressler building	275,000				
		Total	\$ 470,000				

Submitted by:



(Name)

President

(Title)



## DEPARTMENT OF BUDGET AND PROCUREMENT

This Department was created in 1939 by the General Assembly, with the dual function of budget making and purchasing of supplies for use of the State Departments. The Director of the Department is required to prepare a tentative State budget for the Governor's consideration. He has been given the authority to investigate the necessity for expenditures and is required to study the operations and functions of the various state agencies. He is furthermore required to study the source of revenue for the State.

Included in the Department is the Purchasing Bureau, which is charged with the purchase of all supplies, materials and equipment for the use of state agencies. To facilitate this operation, a warehouse is maintained for the storage of supplies. Supplies are withdrawn from the warehouse upon order by the various agencies which will then reimburse the Revolving Fund from their respective budgets.

Since its creation, the Department has been housed in rented quarters, the location of which is not entirely satisfactory. The project submitted provides for the renovation of a part of an existing State owned tobacco warehouse, at present not used to its capacity, to provide quarters for the Department of Budget and Procurement.



MARYLAND

DEPT. OF BUDGET  
AND PROCUREMENT

STATE PLANNING  
COMMISSION

SIX-YEAR CAPITAL IMPROVEMENT PROGRAM

DEPARTMENTAL SUMMARY

Department: DEPARTMENT OF BUDGET AND PROCUREMENT <sup>1/</sup> Date October 12, 1942

Departmental Priority		NAME OF PROJECT	Total Estimated Capital Cost	Annual Increase + Decrease— in Operating Budget	Status of Plans & Site	Constr. Time in Mos.	Est. Life in Yrs.
By No.	By Group						
1	A	Two hospitals for chronic diseased	1,500,000				

Submitted by: Walter H. Rodman Director  
(Name) (Title)

1/ a new department would probable be created to control these hospitals.





STATE DEPARTMENT OF HEALTH

The State Department of Health consists of nine members, the Director of Health, the Attorney General, and the Commissioner of Health of Baltimore City are members ex officio. The remaining six are appointed by the Governor for terms of six years each.

The Department is made up of the Executive Office, the Bureau of Vital Statistics, the Bureau of Communicable Diseases, the Bureau of Bacteriology, the Bureau of Chemistry, the Bureau of Sanitary Engineering, the Bureau of Foods and Drugs, the Bureau of Child Hygiene, and the Division of Personnel and Accounts.

The Department has occupied rented quarters for years. Increasing demands both for space and better facilities for laboratory work have made the present quarters increasingly unsatisfactory.

The Director of the Budget has submitted a project designed to furnish the Health Department with a building of its own design and location.

149756



## MARYLAND

DEPT. OF BUDGET  
AND PROCUREMENTSTATE PLANNING  
COMMISSION

## SIX-YEAR CAPITAL IMPROVEMENT PROGRAM

## DEPARTMENTAL SUMMARY

Department: MARYLAND STATE DEPARTMENT OF HEALTHDate Sept. 14, 1942

Departmental Priority		NAME OF PROJECT	Total Estimated Capital Cost	Annual Increase + Decrease— in Operating Budget	Status of Plans & Site	Constr. Time in Mos.	Est. Life in Yrs.
By No.	By Group						
1	A	Building to replace present rented quarters	\$ 250,000				

Submitted by: Hester H. Harrison Director of Budget and Procurement  
(Name) (Title)



MARYLAND STATE ROADS COMMISSION

In 1935, the Maryland State Planning Commission issued a Ten-Year Highway Program for the State of Maryland. In this report, attention was focused on a number of undesirable conditions among the roads of Maryland and a general program for future development was outlined. Following this report and through the provisions of the Hayden-Cartwright Act, passed by Congress in 1934, the Maryland Highway Planning Survey was organized. This agency was responsible to and sponsored by the State Roads Commission which assisted it in every way possible. The Survey studied the problems of highways in Maryland in detail which was impossible to the Committee which prepared the 1935 report of the Maryland State Planning Commission.

In 1938 the Maryland Highway Planning Survey issued the first part of its report. In 1941 a second report was published and submitted to the State Roads Commission for consideration. These reports represented exhaustive studies of the existing roads, the proposed roads and the method of financing.

The proposed roads are determined on the basis of the latest developments in highway design. Dual highways, grade crossing eliminations, controlled rights-of-way and safety provisions will be among the features considered. The priority of construction will be based on the analysis of traffic needs and existing facilities.

The complete construction program was planned to cover a period of twenty years. The estimates of revenue, based on the past trends and future expectations, indicated that twenty years would be required for the total income to be sufficient to meet the total cost of bringing Maryland's roads up to the highest standards of design, construction and distribution.

For convenience the Survey divided the twenty years into four five-year periods. Table 7 gives the distribution of construction for the first of four five-year periods.



TABLE 7

## MARYLAND STATE-WIDE HIGHWAY PLANNING SURVEY

Total revenues from motor vehicle user taxes and proposed distribution to highway systems<sup>1/</sup>  
1941 - 1945

Year	Estimated net revenue	Estimated additional revenues	Grand total for all highway purposes	Allocation of revenue on the basis of road usage and contributions			
				Baltimore City	To the State Roads Commission for		
					State highways	County roads	Total
1941	\$ 16,144	\$ 1,664	\$ 17,808	\$ 3,562	\$ 11,397	\$ 2,849	\$ 14,246
1942	16,926	1,716	18,642	3,728	11,931	2,983	14,914
1943	17,499	1,770	19,269	3,854	12,332	3,083	15,415
1944	18,067	1,824	19,891	3,978	12,730	3,183	15,913
1945	18,619	1,876	20,495	4,099	13,117	3,279	16,396
Total for 5 years	87,255	8,850	96,105	19,221	61,507	15,377	76,884

<sup>1/</sup> Includes all motor vehicle user revenues now received and estimated additional revenues from a more strict enforcement of the gasoline tax refund provision of the law and from proposed increases in truck registration fees. All amounts given in this table are expressed in thousands of dollars. Funds are exclusive of amounts received from regular highway Federal-aid, which funds now amount to \$1,367,000 per year.



Date	Description	Debit	Credit
1890			
Jan 1	Balance		100.00
Jan 15	Wages	50.00	
Jan 30	Expenses	20.00	
Feb 15	Income		75.00
Feb 28	Expenses	15.00	
Mar 15	Wages	60.00	
Mar 31	Income		80.00
Apr 15	Expenses	10.00	
Apr 30	Wages	40.00	
May 15	Income		90.00
May 31	Expenses	12.00	
Jun 15	Wages	55.00	
Jun 30	Income		70.00
Jul 15	Expenses	18.00	
Jul 31	Wages	45.00	
Aug 15	Income		85.00
Aug 31	Expenses	14.00	
Sep 15	Wages	50.00	
Sep 30	Income		78.00
Oct 15	Expenses	16.00	
Oct 31	Wages	48.00	
Nov 15	Income		82.00
Nov 30	Expenses	13.00	
Dec 15	Wages	52.00	
Dec 31	Income		76.00
Total		500.00	500.00

THE  
 ACCOUNTS  
 OF THE  
 YEAR  
 1890

The estimated net revenue for the five years is made up of \$64,273,000 estimated as revenue from gasoline taxes, and \$28,249,000 as net revenue from registration and miscellaneous fees. From these are deducted \$5,267,000 to cover costs of State Police, Traffic Court, interest on bonds, etc. This leaves the \$87,255,000 shown in the table.

The Survey feels that certain revisions in tax return practices, licensing fees and other factors would result in an increase in revenue of \$8,850,000. If these changes are made then the grand total for all highway purposes would be \$96,105,000 in the five-year period.

The distribution suggested by the Survey apportions \$61,507,000 for the State to cover all costs of State highway work. Of this amount, based on current budgetary requirements, about \$18,533,000 will be required for administration, engineering, maintenance and miscellaneous expenses leaving a balance of \$42,974,000 available for the construction and modernization of roads on the State highway system. Assuming that the annual Federal-Aid allotments will be continued equal to the amount in 1941 there will be available \$6,835,000 in Federal funds. This makes a total of \$49,809,000 available from all sources for expenditure on the State highway system from 1941 to 1945. This is \$5,463,000 less than the estimated cost of modernization required as shown in Table 8 which gives a grand total of \$55,272,000 as the amount required. Supplementary revenue, either through more money from the existing sources or by additional sources would be required if the five-year program is to be completed within that period. If more funds were not forthcoming, the period for completion will have to be increased.

Already world-wide events have disturbed the timing of the program. The requirements of the military forces for vast quantities of gasoline, the difficulty of transportation to the Eastern Seaboard and the necessity for conserving automobile tires has resulted in a fuel shortage and curtailment



TABLE 8

## MARYLAND STATE-WIDE HIGHWAY PLANNING SURVEY

Estimated cost of the modernization of the State highway system required during the five-year period 1941 - 1945

County	Multiple lane divided highway		Portland cement concrete		High-type bituminous		Structure		Grand total	
	Miles	Cost	Miles	Cost	Miles	Cost	Cost	Miles	Cost	
Dorchester	10.50	\$ -	5.00	\$ 255,000	11.70	\$ 600,000	\$ 10,000	16.70	\$ 865,000	
Somerset	25.50	100,000	13.20	646,000	7.70	308,000	250,000	31.40	1,304,000	
Wicomico	9.00	1,127,000	10.10	620,000	-	-	270,000	35.60	2,017,000	
Worcester	45.00	765,000	16.50	593,000	3.70	150,000	260,000	29.20	1,768,000	
District No. 1		1,992,000	44.80	2,114,000	23.10	1,058,000	790,000	112.90	5,954,000	
Caroline	-	-	17.30	700,000	-	-	75,000	17.30	775,000	
Kent	1.80	162,000	9.00	450,000	-	-	350,000	10.80	962,000	
Queen Annes	-	-	22.50	1,000,000	-	-	75,000	22.50	1,075,000	
Talbot	-	-	22.00	1,100,000	-	-	-	22.00	1,100,000	
District No. 2		162,000	70.80	3,250,000	-	-	500,000	72.60	3,912,000	
Anne Arundel	30.60	5,790,000	15.00	705,000	4.40	150,000	465,000	50.00	7,110,000	
Carroll	10.00	420,000	24.60	1,020,000	-	-	265,000	34.60	1,705,000	
Howard	20.90	620,000	1.20	60,000	8.00	300,000	200,000	30.10	1,180,000	
Montgomery	22.80	1,067,500	3.10	210,000	-	-	150,000	25.90	1,427,500	
District No. 3		7,897,500	43.90	1,995,000	12.40	450,000	1,080,000	140.60	11,422,500	
Baltimore	29.70	2,753,000	28.10	1,235,000	9.20	245,000	1,890,000	67.00	6,223,000	
Cecil	19.10	1,605,000	9.80	403,000	3.70	85,000	1,000,000	32.60	3,093,000	
Harford	4.90	300,000	1.00	75,000	-	-	343,000	5.90	718,000	
District No. 4		4,658,000	38.90	1,813,000	12.90	330,000	3,233,000	105.50	10,034,000	
Calvert	-	-	9.80	456,000	0.60	10,000	-	10.40	466,000	
Charles	-	-	10.00	500,000	19.70	350,000	-	29.70	850,000	
Prince Georges	43.20	8,042,500	18.40	800,000	38.50	950,000	1,705,000	100.10	11,497,500	
St. Marys	-	-	-	-	26.30	640,000	-	26.30	640,000	
District No. 5		8,042,500	38.20	1,756,000	85.10	1,950,000	1,705,000	166.50	13,453,500	
Allegany	9.20	1,570,000	13.10	465,000	7.10	175,000	385,000	29.40	2,595,000	
Frederick	36.20	1,918,000	10.60	540,000	-	-	650,000	46.80	3,108,000	
Garrett	-	-	23.80	944,000	-	-	-	23.80	944,000	
Washington	15.20	1,150,000	4.70	257,000	17.50	247,000	2,195,000	37.40	3,849,000	
District No. 6		4,638,000	52.20	2,206,000	24.60	422,000	3,230,000	137.40	10,496,000	
Total all districts	288.60	\$ 27,390,000	288.80	\$ 13,134,000	158.10	\$ 4,210,000	\$ 10,538,000	735.50	\$ 55,272,000	

\* These amounts do not necessarily represent total cost of the divided highway, for in some cases it is expedient for financial reasons, to rehabilitate the existing road as one lane and postpone the construction of the second lane beyond 1945.



of automobile use. The income from the gasoline tax is falling rapidly. It is expected that revenues from all sources which will be available to the State Roads Commission for the year 1943 will approximate 40 per cent less than that of 1942. As a result the five-year portion of the complete program cannot possibly be constructed in that period of time. No estimate can be made of the amount of disruption in the time schedule. What was a five-year program will require much longer to complete. Eliminating unforeseen contingencies requiring immediate attention, the sequence of construction will be essentially as listed in the detailed program of the Highway Planning Survey.

Table 8, shows the estimated cost of the modernization of the State Highway system required during the five-year period 1941 - 1945. The distribution is by types and counties. Since the table does not show any continuity of roads Exhibit 2 has been included. This exhibit shows the geographical distribution of construction for the major features planned for the five years and the extent to which the actual construction meets the program. Table 8 lists the projects under construction in January 1942 and those planned for a three year and a five year period thereafter.

As shown in Table 9 the Traffic Division of the Maryland State Roads Commission proposes the following major construction in the five years before January 1, 1947. The construction of three roads from the District of Columbia; one, 24.5 miles long to Baltimore City; one 25.0 miles long to Annapolis; and one 15.5 miles to Maryland Route 2. The latter relocation would be on the old Chesapeake Beach Railroad. Further construction includes 20.4 miles from Antietam Creek to Frederick; 20.9 miles from near Elkton, on the Eastern Shore, south to Route 313; and 9.2 miles from Cumberland to Frostburg. The rest of the proposed program is made up of units from 1.0 mile to 5.0 and is fairly well distributed throughout the State.




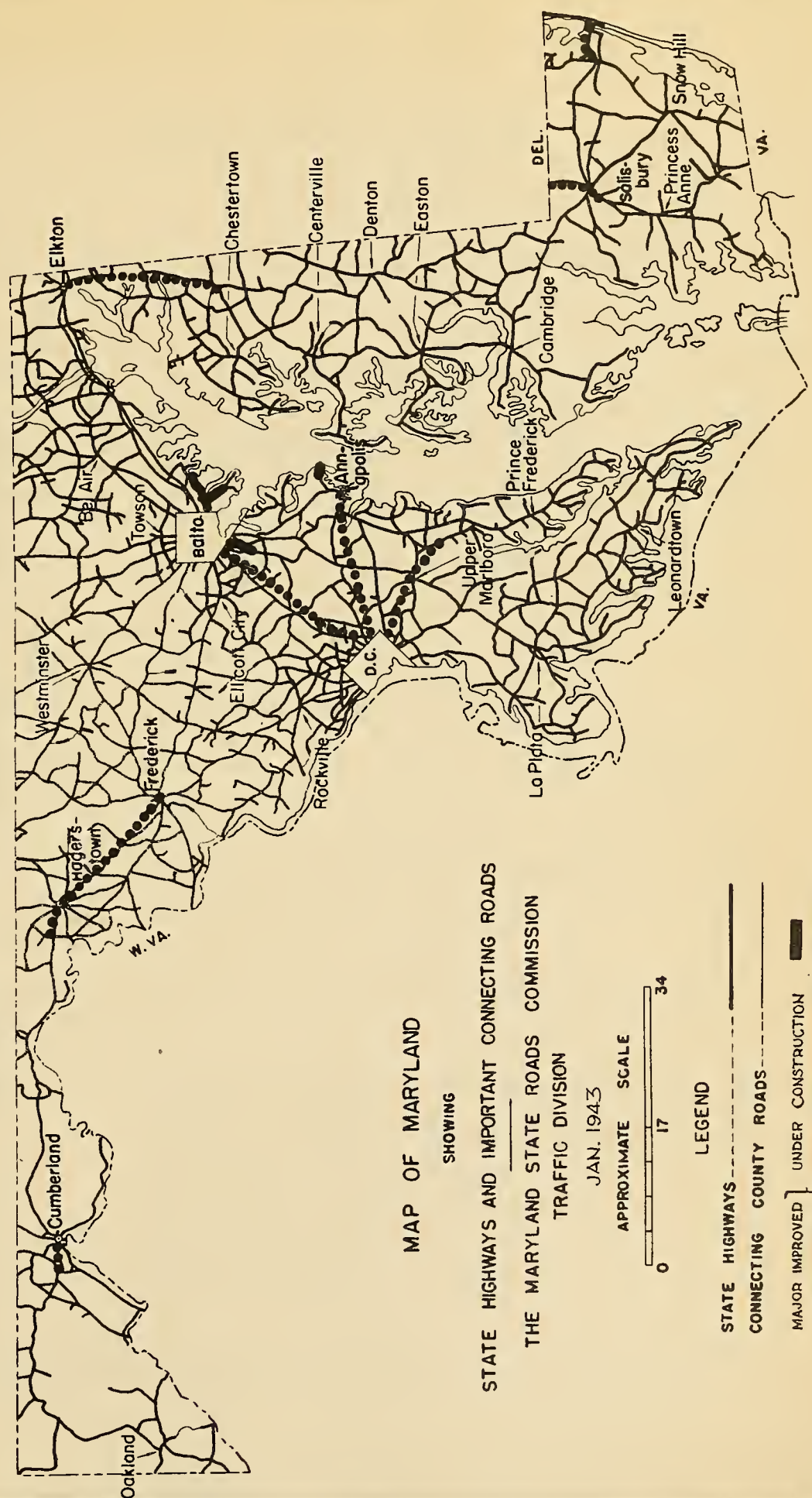


FIGURE 2  
MAP SHOWING EXISTING AND PROPOSED MAJOR ROAD CONSTRUCTION



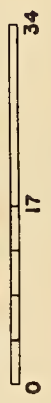
MAP OF MARYLAND

SHOWING

STATE HIGHWAYS AND IMPORTANT CONNECTING ROADS  
THE MARYLAND STATE ROADS COMMISSION  
TRAFFIC DIVISION

JAN. 1943

APPROXIMATE SCALE



LEGEND

- STATE HIGHWAYS ———
- CONNECTING COUNTY ROADS - - - - -
- MAJOR IMPROVED ROADS ———
- ROADS UNDER CONSTRUCTION ———
- ROADS PROPOSED WITHIN FIVE YEAR PERIOD ●●●●●





TABLE 9

## MARYLAND STATE ROADS COMMISSION

## TRAFFIC DIVISION

Multiple - Lane Highways Under Construction<sup>1/</sup>  
January 1, 1942

<u>Route No.</u>	<u>Location</u>	<u>Length</u>
U.S. 213	Herring Creek to Ocean City	1.65
U.S. 213	Herring Creek Bridge and Approaches	0.45
Md. 150	Baltimore City Limits to Back River	1.76
Md. 150	Back River Bridge	0.28
Md. 150	Back River to Marlyn Avenue	1.35
Md. 150	Marlyn Avenue to Glenn L. Martin plant	1.72
Md. 150	Glenn L. Martin plant to Army Building	1.44
Md. 20	Wise Avenue to Moffett Avenue	3.49
Md. 20	Moffett Avenue to Baltimore City limits	1.32
U.S. 40 Alt.	Baltimore City limits to Rolling Road	2.34
Not Assigned	Boothby Hill Road	3.00
Md. 179	Ferry Terminal to St. Margarets Road	0.95
U.S. 40 Alt.	Cannon Avenue to Antietam Creek	1.05

Sections where multiple-lane roads will in all probability be built and opened to traffic within three years after January 1, 1942.

U.S. 213	Junction 113 to Herring Creek	4.0
U.S. 50	District of Columbia line to Annapolis	25.0
U.S. 1	District of Columbia line to Baltimore City	24.5
U.S. 40 Alt.	Rolling Road to Pine Orchard	6.0
U.S. 40 Alt.	Antietam Creek to Frederick	20.4

Sections where multiple-lane roads may be built within five years after January 1, 1942

U.S. 13	Salisbury to Delmar	5.6
U.S. 13	Salisbury to Junction, Md. Route 663	3.2
U.S. 213	U.S. 40 to Junction 313	20.9
Md. 4	District of Columbia line to Md. Route 2	15.5
----	Kensington to Georgia Avenue	1.0
Md. 167	Halethorpe to Patapsco River	2.3
Md. 5	District of Columbia line TWD. T.B.	3.5
U.S. 40	Cumberland to Frostburg	9.2
U.S. 40	Bypass Frederick	1.5
U.S. 40	Hagerstown to Huyetts Crossroad	3.0

<sup>1/</sup> These roads were changed in status from 2-lane to 4-lane highways in 1942.

THE HISTORY OF THE

REIGN OF

CHARLES THE FIRST

1625

1626

1627

1628

1629

1630

1631

1632

1633

1634

1635

1636

1637

1638

1639

1640

1641

1642

1643

1644

1645

1646

1647

1648

1649

1625

1626

1627

1628

1629

1630

1631

1632

1633

1634

1635

1636

1637

1638

1639

1640

1641

1642

1643

1644

1645

1646

1647

1648

1649

## RECOMMENDED SIX-YEAR CAPITAL IMPROVEMENT PROGRAM

The Director of the Department of Budget and Procurement and the Maryland State Planning Commission have studied the projects represented by the departmental summaries. From these projects they recommended the program which is given in Table 10.

No recommendations are made for either the State Roads Commission or the Department of Game and Inland Fish. These agencies are operated by funds designated for their specific use and not charged to the General Funds of the State. Gasoline taxes and license fees represent the income to the Maryland State Roads Commission. Hunting and fishing licenses supply the fees to the Department of Game and Inland Fish. Since these agencies operate within the limits of their own funds they are not included in the recommendation.

The projects listed in the first biennium after the war are those which, at the present time, seem most urgent when viewed in the light of 1943 information and prospects. If the period of non-construction is too prolonged, undoubtedly emphases and priorities will change as well as estimated costs. The periodical review will meet this situation.



TABLE 10  
RECOMMENDED SIX-YEAR CAPITAL IMPROVEMENT PROGRAM FOR MARYLAND  
FOR THE SIX YEARS FOLLOWING THE END OF THE WAR

Departmental Agency or Institution	Program Recommended for the First Biennium of Construction	Tentative Program for the Second Biennium of Construction	Tentative Program for the Third Biennium of Construction
	<p>Class A - Urgent</p>	<p>Class B - Desirable</p>	<p>Class C - Deferrable</p>
<p>DEPARTMENT OF MENTAL HYGIENE Spring Groves State Hospital</p>	<p>Cottages group, 400 female patients Duplicate pump - water system</p> <p>Total</p> <p>Improvements to water supply Repairs to buildings Cottage for disturbed women, 100 patients</p> <p>Total</p>	<p>Repair and building of roads Industrial building Addition to dairy Admitting building, 120 females Additional equipment for power plant Farm land</p> <p>Total</p> <p>Staff cottages, four Cottage for disturbed man, 100 patients Attendants' home, 50 employees Domestic hot-water mains Generator, 400 K.W. Air compressor Extension of utilities Repairs to buildings</p> <p>Total</p> <p>Three dormitory buildings, 100 patients each Power plant - two 370 H.P. boilers, etc. Nurses' home, 35 rooms Tobacco barn - potato cellar Paint house Garages and parking space</p> <p>Total</p>	<p>Addition to Criminal Division Water supply to criminal building Addition to employee's village</p> <p>Total</p> <p>Barn for young stock Building for tubercular Addition to store room Cow barn, 50 cows Kitchen and equipment Parola cottage, 100 women Parola cottage, 100 men Repairs to buildings</p> <p>Total</p> <p>Two buildings, male - 50 beds, female - 50 beds Two buildings, male and female epileptics 50 each Building, psychotic children, 50 beds Attendants' home, 70 rooms Cow barn and silo - 30 cows Recreation building Frame cottages, two - 50 nurses each</p> <p>Total</p>
<p>Eastern Shore State Hospital</p>	<p>Roads, 3,000 ft. macadam Frame cottages, three, for married physicians</p> <p>Total</p>	<p>Laundry improvements Additional land Increased dairy facilities and pasteurizer Converting farm shed to horse barn New farm machine shed New cannery and equipment Building for alcoholics, 80 patients Rearrangement of employees' quarters for 50 patients, and construction of frame cottages for 30 employees</p> <p>Total</p>	<p>Replace and increase electrical plant Construction assembly hall-gymnasium Construction houses for two bulls Lockers for bath house</p> <p>Total</p>
<p>ROSEWOOD STATE TRAINING SCHOOL</p>	<p>Modernizing 4 existing dormitory roadways Outside utilities Lighting system</p> <p>Total</p>	<p>Superintendent's residence Dormitory buildings Equipment - water filtration plant Equipment - electric plant</p> <p>Total</p>	<p>Farm colony School building and auditorium Dormitory buildings, two</p> <p>Total</p>
<p>DEPARTMENT OF CORRECTION Maryland House of Correction</p>	<p>Additions, improvements to farm facilities Improvement to main institutional group Houses for employees Control of Dorsey Run, land reclamation Purchase of additional land</p> <p>Total</p>	<p>Warehouse Conversion of present plant - DC to AC</p> <p>Total</p> <p>Figgery, slaughter house, bonnery Additional farm land</p> <p>Total</p>	<p>399,600 500,000 257,000</p> <p>Total</p> <p>\$1,156,600</p>

(continued)





TABLE 10 (continued)  
 RECOMMENDED SIX-YEAR CAPITAL IMPROVEMENT PROGRAM FOR MARYLAND  
 FOR THE SIX YEARS FOLLOWING THE END OF THE WAR

Departmental Agency or Institution	Program Recommended for the First Biennium of Construction		Tentative Program for the Second Biennium of Construction		Tentative Program for the Third Biennium of Construction	
	Class A - Urgent		Class B - Desirable		Class C - Deferable	
DEPARTMENT OF EDUCATION Towson State Teachers' College	Gymnasium building	\$ 11,000	Alterations and additions to present building	\$ 5,500	Alterations to elementary school Library building and equipment	\$ 36,000
	Total	\$ 11,000	Total	\$ 5,500	Total	\$ 200,000
Frostburg State Teachers' College			Alterations and additions to present college	\$ 175,000		\$ 236,000
Salisbury State Teachers' College					Alterations and additions to present college	\$ 25,000
Bowie State Teachers College					Total	\$ 25,000
CHELTENHAM SCHOOL FOR BOYS	Remodeling, reconmissioning four old cottages	146,600	Educational group and services	413,200	Additional farm buildings Housing group	10,000
	Additional facilities for housing staff	180,000				239,600
	Supplementary services	29,500	Total	\$ 413,200	Total	\$ 279,600
	Total	\$ 356,100				
MARYLAND TRAINING SCHOOL FOR BOYS	Overhaul and modernize refrigerating plant	4,200	Resurfacing and repairing meadow roads Gymnasium and chapel	1,500	Construction of business quarters and school	180,000
	Retubing boilers at power plant	900		152,550	Sewage disposal plant	5,000
	Repainting water tank	850			Construction of hospital and equipment	144,000
	Total	\$ 5,950	Total	\$ 154,050	Total	\$ 329,000
MARYLAND TRAINING SCHOOL FOR COLORED GIRLS			Farm center group of buildings	26,700	Cottages for 50 persons	108,560
			Cottage for 50 persons	108,560	Fencing property	25,877
			Total	\$ 135,260	Central heating and distribute system	100,000
					Total	\$ 234,437
MONROSE SCHOOL FOR GIRLS	Addition to school building and equipment	25,000	Extension 6" water line	2,000	Outdoor swimming pool	5,500
	Dormitory and equipment (28 girls)	90,000	Replace hog house	4,500	Vocational building and equipment	39,000
	Stoker, household furniture, coal truck station wagon, slicing machinery	5,500	New grain barracke	8,200	New dormitory - 28 girls	90,000
	Roads	15,000			Wood frame silo attached to barn	3,000
	Vegetable cellar	1,200			Dairy barn of wood construction and equipment	14,000
	Cold storage plant	2,000				
	Total	\$ 138,700	Total	\$ 14,700	Total	\$ 151,500
MARYLAND STATE SCHOOL FOR THE DEAF	Hearing aid equipment	3,000			Library and study hall building	52,600
	Electric dumbwaiters	1,200				
	Linoleum for main building	1,100				
	Kitchen range and equipment	900				
	Slate roof and exterior painting	6,000				
	Additional for fireproof stairway extensions	2,000				
	Total	\$ 14,200			Total	\$ 52,600

(continued)






TABLE 10 (continued)  
 RECOMMENDED SIX-YEAR CAPITAL IMPROVEMENT PROGRAM FOR MARYLAND  
 FOR THE SIX YEARS FOLLOWING THE END OF THE WAR

Departmental Agency or Institution	Program Recommended for the First Biennium of Construction		SUBJECT TO BIENNIAL REVIEW Tentative Program for the Second Biennium of Construction		SUBJECT TO BIENNIAL REVIEW Tentative Program for the Third Biennium of Construction	
	Class A - Urgent		Class B - Desirable		Class C - Deferrable	
MORGAN STATE COLLEGE	Books, \$5,000 each for 6 years Equipment	\$ 30,000 30,000	Completion of power plant Gymnasium Service tunnels Water lines Lighting equipment Renovations Recreational areas	\$ 45,000 268,000 50,000 15,000 25,000 35,000 4,000	Classroom building Auditorium Women's dormitory Men's dormitory Refectory Residences for staff Paving roads and parking lots Concrete walks Grading - landscaping Protective fence	\$ 250,000 177,000 160,000 160,000 100,000 85,000 20,000 5,000 25,000 \$1,002,000
ST. MARY'S FEMALE SEMINARY	Total	\$ 60,000	Total	\$ 442,000	Total	\$ 1,000
MARYLAND TUBERCULOSIS SANATORIA Maryland State Sanatorium	X-Ray and fluoroscope unit	\$ 4,000 4,000	Wharf for unloading coal Central heating plant Reconditioning building	1,800 37,000 2,000	Wing on Home Economics Cottage	1,000
Salisbury	Cottage for clerk	\$ 3,000	Total	\$ 38,800	Total	\$ 1,000
Henryton	Addition to hospital building, 50 rooms	\$ 65,000 65,000	Addition to present building	450,000 450,000		
COMMISSIONER OF MOTOR VEHICLES	Construction of inspection runway	\$ 5,000 5,000				
DEPARTMENT OF MARYLAND STATE POLICE						
Frederick Hagerstown Waldorf Cumberland Waterloo, Jessup Benson Salisbury Waterloo, Jessup					Platoon barracks, 14 men Platoon barracks, 14 men Troop headquarters, 19 men Troop headquarters, 19 men Troop headquarters, alterations Troop headquarters Troop headquarters Training school quarters	42,724 42,724 57,150 57,150 23,500 14,900 17,600 \$ 441,298
MILITARY DEPARTMENT					Erection, garage under 5th Regiment Plaza Erection, garage at Pikesville	50,000 25,000 \$ 75,000
HALL OF RECORDS COMMISSION			Library room facilities for public	\$ 1,500 1,500	Total	
BOARD OF NATURAL RESOURCES Department of Research and Education	Insulation and beating of present building	5,776	Research and administration building Storage building and cover for state vehicles Terrapin hatchery with supervision room Pier construction	62,605 6,845 9,246 4,772 83,468	Total	
	Total	\$ 5,776	Total	\$ 83,468	Total	



TABLE 10 (continued)

RECOMMENDED SIX-YEAR CAPITAL IMPROVEMENT PROGRAM FOR MARYLAND  
FOR THE SIX YEARS FOLLOWING THE END OF THE WAR

Departmental Agency or Institution	Program Recommended for the First Biennium of Construction	SUBJECT TO BIENNIAL REVIEW Tentative Program for the Second Biennium of Construction	SUBJECT TO BIENNIAL REVIEW Tentative Program for the Third Biennium of Construction
BOARD OF NATURAL RESOURCES (continued) Department of State Forests and Parks	Class A - Urgent	Class B - Destrable	Class C - Deferable
	State Forests Swallow Falls Savage River Potomac Pocomoke Land Purchases Cedarville-Duncaster Green Ridge Elk Neck Subtotal	State Parks Elk Neck Patapsco Cambrill Washington Monument Fort Frederick Mya Oak Fort Tomloway Land Purchases Supervisors Headquarters Hillmead Cumberland Cub Hill Tablaland Hog Hills Ridgeville Elus Ridge Shiloh Fire Towers Powellsville Stoney Forest Ryecliffe Dent's Rock Fair View Foxville Cub Hill Marriottes Hill Round Top Derwood Black Hill Massawango Sampson's Rock Snow Hill Quirauk Hamburg Easton Woodensburg Ridgeville Table Rock Sugar Loaf Chestnut Hill Elliott's Hill Subtotal	\$ 93,750 79,150 17,250 16,125 370,020 14,350 35,650 14,250 \$ 640,545 95,300 51,400 10,700 590 2,500 4,700 31,700 122,000 \$ 318,850 8,300 8,750 5,650 7,200 12,050 8,300 8,950 5,900 \$ 65,100 2,500 1,400 900 3,000 2,500 2,500 2,000 3,200 2,000 2,500 4,200 1,000 1,450 1,800 3,500 2,600 3,500 1,000 3,750 3,200 3,800 1,650 3,200 \$ 65,950




RECOMMENDED SIX-YEAR CAPITAL IMPROVEMENT PROGRAM FOR MARYLAND

FOR THE SIX YEARS FOLLOWING THE END OF THE WAR

Departmental Agency or Institution	Program Recommended for the First Biennium of Construction	Tentative Program for the Second Biennium of Construction	Tentative Program for the Third Biennium of Construction
	Class A - Urgent	Class B - Desirable	Class C - Deferable
BOARD OF NATURAL RESOURCES (continued) Department of State Forests and Parks (continued)			
Game and Inland Fish Commission			
UNIVERSITY OF MARYLAND College Park	Four greenhouses \$ 40,000 Brooder house and equipment 6,000 Engineering laboratory building 320,000 Books 40,000 Remodel interior of Calvert Hall 50,000 Completion of top floor of Home Economics Building 21,350 Completion of Armory 75,000 Total \$ 552,350	Office building for College of Agricultural 360,000 Dormitory for women 210,000 Two dormitories for men (\$90,000 each) 180,000 Auditorium 375,000 Building for laundry and general storage 50,000 Additions to Dining Hall 40,000 N. Y. A. Building, brick veneer and two wings 50,000 Laboratory, livestock sanitary service at Salisbury 35,000 Total \$1,300,000	Guard Stations - Tool Shops \$ 1,350 Elder Hill 1,500 Frostburg 2,000 Colespring 2,000 McCoil 1,500 Westport 2,500 Smithsburg 2,500 Foy's Hill 1,000 Church Creek 1,000 Great Mills 2,000 Green Hills 2,000 Tenclosey Rdge 2,300 Subtotal \$ 19,850 Motor Vehicle 30,750 District supervisor and guard's 3,200 Mobile machine shop 33,950 Subtotal \$ 68,900 Radio Stations 6,000 Fixed 2,000 Mobile 8,000 Subtotal \$ 11,500 Total \$1,150,295
Baltimore City	Repairs to Dispensary Total \$ 25,000	Dormitory for men 130,000 Land 20,000 Dining hall and kitchen 100,000 Total \$ 250,000	Women's activities building 200,000 General classroom building 285,000 Addition to women's gymnasium 70,000 Purchase of land 100,000 Total \$ 655,000 Addition to Dental Building 70,000 Addition to Breasler Medical Building 275,000 Purchase of land 60,000 Addition to Hospital 40,000 Total \$ 445,000 Athletic field and stands 15,000 Cottages for faculty (eight) 24,000 Total \$ 39,000
Princess Anne	Apartment building for faculty Laundry building and equipment Barn and agriculture equipment Greenhouse and headhouse New partitions, etc., to present agriculture building Total \$ 89,000	Renovation of quarters in a state tobacco warehouse Total \$ 50,000	
DEPARTMENT OF BUDGET AND PROCUREMENT			

1/ All capital improvements are made from income to the Commission resulting from licenses. No bond issues are allocated to this agency.



Md  
309.1752  
M36p  
no.37  
9







